




AUTHENTIC POWER

**MIGHTY
POWER**
1500FT-LB

NC-6266H


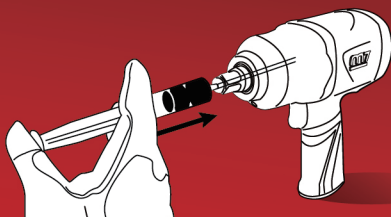
**INSTANT
TORQUE
RECOVER**




**EZ GREASE
M7 PATENT**



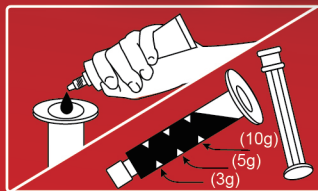
How to operate for air impact wrench



- ⚠ This product is the consumables of pneumatic tools, please do not use it for other purposes.
- ⚠ It may cause a few grease spilling or splashing after greased, it is a normal, please wipe off.



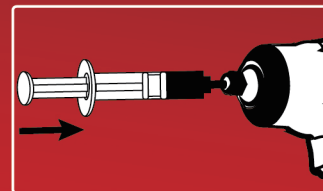
A. Take off the tube cap, using a knife to cut the front end of tube.



B. Squeeze the grease into syringe to the quantity mark is for NC-6266H (10g), then set the plunger. (Please do not open the syringe cover at this moment.)



C. Holding the front end of syringe, shake the syringe until the grease is in front end of syringe, open the cover, push the plunger for expanding the air in the tube.



D. Inject the grease into the anvil grease hole, to complete.