



Cordless Backpack Sprayer

DGS-101

The product is designed for backpack sprayer spraying consumer-grade home and garden chemicals, such as insecticides, fungicides, weed killers, and fertilizers. The product may also be used to water plants.

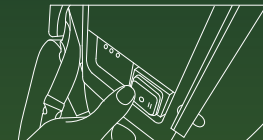
- Two stage pressure adjustment function.
- Stable atomization output in real time.
- Carrying strap design for lightweight use.

SPECIFICATIONS

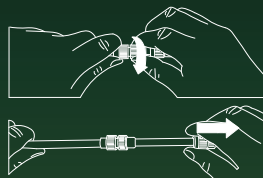
Pressure	4.0 Bar / 5.0 Bar
Tank Capacity	12 L
Flow Rate	1.2 L/MIN
Weight	3.4 kg / 7.5 lbs
Rating Voltage	18 V
Completely Charged	20 V
Battery	Li-ion 5.0 Ah
Plastic Lance length	58 cm
Flexible Hose length	124 cm



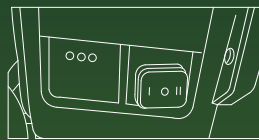
To mount the metal spray lance, align the axis of spray lance and spray handle, then turn the screw of the clockwise and fasten.



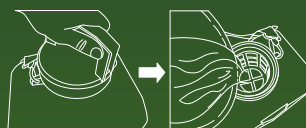
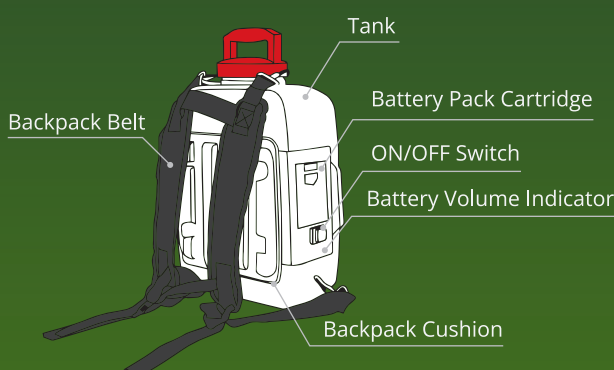
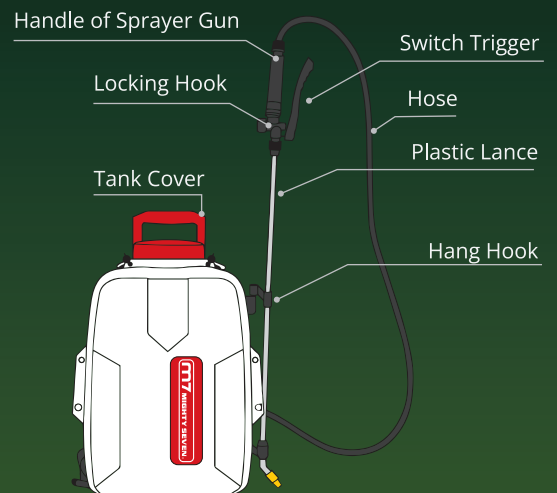
The sprayer was constructed as two stage main switch, I stage is lower pressure and the II stage is high pressure.



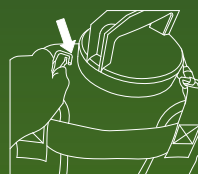
1. Loosen the middle screw nut.
2. Grasp the head then pull it outer forward.
3. After get your desire length, turn the middle screw to fasten it.



The sprayer has a battery volume indicator feature. After turn on the sprayer, the three indicator light will on.



Filling the tank



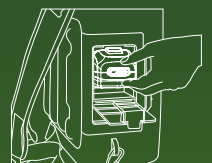
Mounting the strap onto the tank via four metal hooks on the strap.



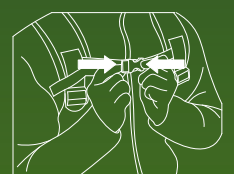
Press the clip on the battery cartridge cover and pull outside



The strap can be adjusted according the different people's body.



Insert the battery pack into the battery cartridge.



After adjustment, the strap can be further secured by a breast buckle.