



AUTHENTIC POWER



2023

PNEUMATIC TOOLS

WARNING :

- All the pneumatic tools should only be used as hand operated tools. They are powered by compressed air and are not insulated against electric shock.
- Always turn off the air supply and disconnect the air hose before changing or replacing any inserted tool and accessory.
- Before using these tools, make sure that all couplings and plugs are securely fastened. Air hoses which are under pressure may lash out when disconnecting, that can lead to serious injury!
- High sound levels may cause hearing damage.
- Always wear hearing protection when operating this tool.
- Wearing eye/face protection can reduce the danger of high-speed materials being emitted from the tool.
- Make sure that the direction of the spark generated from the cutting wheel grinding wheel or shank stone is properly directed so as to not create a hazard..

- Always wear gloves to reduce risk
- User must wear proper clothing.
- Loose clothing, long hair, stings, straps, belts and jewelry should not be worn when operating this tool.
- Long periods of prolong use will cause fatigue.
- Periodic breaks are recommended for user safety.
- It is recommended to stop operating the tool whenever discomfort, tingling or pain occurs during use.
- Make sure there is no gas or combustible material stored near the tool when servicing, changing insert tools, or storage.
- Wearing proper breathing protection to avoid inhale dust or handling debris from working process, which can be harmful to the health.



AUTHENTIC POWER

LEVEL IDENTIFICATION

LEVEL

The air tools in this section have been categorized into three distinctive levels for user convenience (for reference only).



Efficiency / Performance

Easy to use to handle tasks quickly, these tool **embody efficiency and performance.**



Strength

Tools provide high torque force, superior grinding power and high cutting energy.



Endurance

Built to last, product longevity and low failure rate are characteristics associated with these tools.

APPLICATION

Application icons have been designed to provide visual references that suggest industry specific features or usability. These application icons are for reference only.



Automotive



Industry



Shipbuilding



Motorcycle



Agriculture



Aviation

CONTENT

- 
- 04 - NEW PRODUCT
 - 08 - AIR IMPACT WRENCH
 - 20 - AIR RATCHET WRENCH
 - 24 - AIR DIE GRINDER
 - 29 - AIR ANGLE GRINDER
 - 34 - **AIR SANDER / AIR SQUARE SANDER**
 - 40 - AIR CUTTING TOOLS
 - 46 - AIR DRILL
 - 52 - AIR SCREWDRIVER
 - 57 - SPRING BALANCER
 - 58 - AIR HAMMER
 - 62 - AIR HYDRAULIC RIVETER
 - 66 - **AIR NAILER / AIR STAPLER**
 - 68 - AIR GREASE GUN
 - 70 - AUTO REPAIR TOOL
 - 77 - SANDBLASTING GUN
 - 78 - FILTER REGULATOR LUBRICATOR
 - 80 - AIR HOSE REEL
 - 81 - **TORQUE WRENCH**
 - 87 - IMPACT SOCKET
 - 105 - **DISPLAY STAND / DISPLAY CASE**
 - 108 - ACCESSORIES
 - 116 - **AIR ADAPTOR / QUICK COUPLINGS**
 - 118 - POWER BIT
 - 120 - MERCHANDISE
 - 122 - CORDLESS TOOLS

NEW PRODUCT

★★★ **NC-3231Q**
3/8" DRIVE Twin Hammer Type
Air inlet : 1/4"



★★★ **NC-4117**
1/2" DRIVE Pin clutch Type
Air inlet : 1/4"



★★★ **NC-4277Q**
1/2" DRIVE Twin Hammer Type
Air inlet : 1/4"




★★★ **NC-4299Q**
1/2" DRIVE Twin Hammer Type
Air inlet : 1/4"



| | Square Drive | Bolt Capacity | Torque Range | Max Torque | | Free Speed | Avg. Air Consumption | Air Pressure | Overall Length | Net Weight | | Air Hose | Sound Pressure | Vibration Level |
|----------|--------------|---------------|-------------------|------------|------|------------|----------------------|--------------|----------------|------------|------|----------|----------------|------------------|
| | Inch | Inch (mm) | FT-LB (Nm) | FT-LB | Nm | R.P.M | CFM (L/min) | PSI (bar) | Inch (mm) | LBS | kg | Inch | dBA | m/s ² |
| | | | | | | | | | | | | | | |
| NC-3231Q | 3/8" | 1/2"(13) | 200-350(271-475) | 450 | 610 | 8000 | 4.2(129) | 90(6.3) | 6-5/16"(160) | 2.8 | 1.3 | 3/8" | 83.0 | 3.0 |
| NC-4117 | 1/2" | 3/4"(18) | 200-550(271-746) | 700 | 949 | 7000 | 5.4(153) | 90(6.3) | 8"(205) | 4.3 | 1.95 | 3/8" | 90.0 | 2.5 |
| NC-4277Q | 1/2" | 1"(25) | 200-800(271-1088) | 1150 | 1564 | 7000 | 4.8(136) | 90(6.3) | 6"(155) | 4.4 | 2 | 3/8" | 85.0 | 4.5 |
| NC-4299Q | 1/2" | 3/4"(19) | 150-500(204-680) | 800 | 1088 | 8500 | 4.0(113) | 90(6.3) | 7-1/2"(194) | 4.6 | 2.1 | 3/8" | 85.0 | 3.2 |

★★★ **NE-2905**

1/4" DRIVE Air inlet : 1/4"



★★★ **NE-3310 / 4310**

3/8" & 1/2" DRIVE Air inlet : 1/4"



★★★ **NE-2803 / 3803**

1/4" & 3/8" DRIVE Air inlet : 1/4"



★★★ **NE-3808 / 4808**

3/8" & 1/2" DRIVE Air inlet : 1/4"



| | Square Drive | Torque Range | Max Torque | | Free Speed | Avg. Air Consumption | Air Pressure | Overall Length | Net Weight | | Air Hose | Sound Pressure | Vibration Level |
|---------|--------------|----------------|------------|-------|------------|----------------------|--------------|----------------|------------|------|----------|----------------|------------------|
| | Inch | FT-LB (Nm) | FT-LB | Nm | R.P.M | CFM (L/min) | PSI (bar) | Inch (mm) | LBS | kg | Inch | dBA | m/s ² |
| | | | | | | | | | | | | | |
| NE-2905 | 1/4" | 5-15(7-20) | 22 | 30 | 300 | 3.0(85) | 90 (6.3) | 11-1/2"(290) | 1.85 | 0.84 | 3/8" | 89 | 4.4 |
| NE-3310 | 3/8" | 15-55(70-75) | 70 | 95 | 160 | 4.0(113) | 90 (6.3) | 20-7/8"(530) | 3.85 | 1.75 | 3/8" | 82 | 1.2 |
| NE-4310 | 1/2" | 15-55(20-75) | 70 | 95 | 160 | 4.0(113) | 90 (6.3) | 20-7/8"(530) | 3.85 | 1.75 | 3/8" | 82 | 1.2 |
| NE-2803 | 1/4" | 5-15(7-20) | 35 | 47.6 | 300 | 3.6(102) | 90 (6.3) | 8-1/2"(220) | 1.39 | 0.63 | 3/8" | 92.8 | 3.2 |
| NE-3803 | 3/8" | 5-30(7-40) | 35 | 47.6 | 300 | 3.6(102) | 90 (6.3) | 8-1/2"(220) | 1.39 | 0.63 | 3/8" | 92.0 | 3.2 |
| NE-3808 | 3/8" | 10-55(13.5-74) | 80 | 108.8 | 180 | 4.0(113) | 90 (6.3) | 12"(300) | 2.77 | 1.26 | 3/8" | 95.0 | 3.6 |
| NE-4808 | 1/2" | 10-55(13.5-74) | 80 | 108.8 | 180 | 4.0(113.28) | 90 (6.3) | 12"(280) | 2.77 | 1.26 | 3/8" | 95.0 | 3.6 |



QE-6030 QE-6030L

Air Right Angle Drill / Threaded type
Air inlet : 1/4"



QE-6020 QE-6020L

Air Right Angle Drill / Threaded type
Air inlet : 1/4"



QE-6010 QE-6010L

Air 45° Angle Drill / Threaded type
Air inlet : 1/4"



| | Spindle Size | Free Speed R.P.M | Motor hp | Air Inlet kg/cm ² | Overall Length inch(mm) | Avg. Air Consumption CFM (L/min) | Air Pressure PSI (bar) | Net Weight LBS kg | Air Hose Inch | Sound Pressure dBA | Vibration Level m/s ² |
|----------|--------------|---------------------|-------------|---------------------------------|------------------------------|-------------------------------------|---------------------------|-------------------------|------------------|-----------------------|-------------------------------------|
| | | | hp | | | | | | | | |
| QE-6030 | 1/4"-28 | 4000 | 0.40 | 1/4" | 9-1/2"(240) | 3.0(84) | 90(6.3) | 1.4 0.64 | 3/8" | 81.5 | <2.5 |
| QE-6030L | 1/4"-28 | 4000 | 0.40 | 1/4" | 12-1/8"(308) | 3.0(84) | 90(6.3) | 1.65 0.75 | 3/8" | 81.5 | <2.5 |
| QE-6020 | 1/4"-28 | 4000 | 0.40 | 1/4" | 9-1/2"(240) | 3.0(84) | 90(6.3) | 1.4 0.64 | 3/8" | 81.5 | <2.5 |
| QE-6020L | 1/4"-28 | 4000 | 0.40 | 1/4" | 12-1/8"(308) | 3.0(84) | 90(6.3) | 1.65 0.75 | 3/8" | 81.5 | <2.5 |
| QE-6010 | 1/4"-28 | 4000 | 0.40 | 1/4" | 10"(256) | 3.0(84) | 90(6.3) | 1.4 0.64 | 3/8" | 81.5 | <2.5 |
| QE-6010L | 1/4"-28 | 4000 | 0.40 | 1/4" | 13-1/8"(333) | 3.0(84) | 90(6.3) | 1.65 0.75 | 3/8" | 81.5 | <2.5 |



SC-371

AIR HAMMER
Do not include the chisel




SC-371C

AIR HAMMER
include the chisel



HAMMER CHISEL



| | Shank Size inch(mm) | Stroke Length mm | Blow Minute bpm | Avg. Air Consumption CFM (L/min) | Air Pressure PSI (bar) | Overall Length Inch (mm) | Net Weight LBS kg | Air Hose Inch | Sound Pressure dBA | Vibration Level m/s ² |
|--------|------------------------|---------------------|--------------------|-------------------------------------|---------------------------|-----------------------------|-------------------------|------------------|-----------------------|-------------------------------------|
| | | | bpm | | | | | | | |
| SC-371 | 3/8"(10.2) | 62.5 | 3000 | 7.8(180) | 90(6.3) | 7-1/8"(180) | 3.7 1.7 | 3/8" | 95.0 | 8.8 |

NEW PRODUCT

★★ GTW-201030

1/4" Digital Torque Wrench

Accuracy: clockwise +/- 1.5% counterclockwise +/- 2.5%



★★ GTW-306135

3/8" Digital Torque Wrench

Accuracy: clockwise +/- 1.5% counterclockwise +/- 2.5%



★★

GTW-406135 / GTW-410200

1/2" Digital Torque Wrench

Accuracy: clockwise +/- 1.5% counterclockwise +/- 2.5%



★★

GTW-417340

1/2" Digital Torque Wrench

Accuracy: clockwise +/- 1.5% counterclockwise +/- 2.5%



★★ GTW-606060

3/4" Digital Torque Wrench

Accuracy: clockwise +/- 1.5% counterclockwise +/- 2.5%



★★ GTW-610100 / GTW-810100

3/4" / 1" Digital Torque Wrench

Accuracy: clockwise +/- 1.5% counterclockwise +/- 2.5%



★★

GTW-930 / GTW-940 / GTW-941

3/8" / 1/2" / 1/2" Digital Torque Wrench

Accuracy: clockwise +/- 1.5% counterclockwise +/- 2.5%

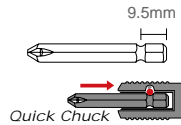


| | Drive | Torque Range (Nm) | Torque Range (ft-lb) | Indicator | Torque Adjusting | D mm | H mm | L mm | Weight kg |
|------------|-------|----------------------|-------------------------|-----------|------------------|---------|---------|---------|--------------|
| GTW-201030 | 1/4" | 1.5-30 | 1.11-22.13 | LCD | Digital | 38 | 38 | 410 | 0.71 |
| GTW-306135 | 3/8" | 6.8-135 | 5.0-99.6 | LCD | Digital | 38 | 38 | 432 | 0.84 |
| GTW-406135 | 1/2" | 6.8-135 | 5.0-99.6 | LCD | Digital | 38 | 41 | 455 | 1.07 |
| GTW-410200 | 1/2" | 34-340 | 20.7-154.9 | LCD | Digital | 38 | 41 | 566 | 1.2 |
| GTW-417340 | 1/2" | 17-340 | 12.5-250.8 | LCD | Digital | 38 | 41 | 662 | 1.4 |
| GTW-606060 | 3/4" | 60-600 | 44.3-442.5 | LCD | Digital | 63 | 58 | 943 | 3.8 |
| GTW-610100 | 3/4" | 100-1000 | 73.8-737.6 | LCD | Digital | 63 | 58 | 1235 | 4.6 |
| GTW-810100 | 1" | 100-1000 | 73.8-737.6 | LCD | Digital | 69.5 | 70 | 1235 | 4.9 |
| GTW-930 | 3/8" | 6.8-135 | 5.0-99.6 | LCD | Digital | 32 | 31.8 | 361 | 0.77 |
| GTW-940 | 1/2" | 10-200 | 7.4-147.5 | LCD | Digital | 32 | 31.8 | 361 | 0.77 |
| GTW-941 | 1/2" | 17-340 | 12.5-250.8 | LCD | Digital | 32 | 31.8 | 361 | 0.77 |

★★★ RA-801ET

AIR SCREWDRIVER
EXTERNAL ADJUSTABLE

Screw Capacity : M4
Air Inlet : 1/4"



| | Bit Size | Torque Range | Free Speed | Avg. Air Consumption | Air Pressure | Overall Length | Net Weight | | Air Hose | Sound Pressure | Vibration Level |
|----------|------------|------------------|------------|----------------------|--------------|----------------|------------|------|----------|----------------|------------------|
| | inch(mm) | FT-LB(Nm) | R.P.M | CFM (L/min) | PSI (bar) | Inch (mm) | LBS | kg | Inch | dBA | m/s ² |
| | | | | | | | | | | | |
| RA-801ET | 1/4"(6.35) | 13.2-23(1.5-2.6) | 1700 | 17.5(496) | 90(6.3) | 7-4/5"(198) | 2.65 | 1.20 | 1/4" | 93.6 | 1.35 |

1/2" ME471T

Star Bit Socket

- 1/2" Drive Deep Length
- 6 Points
- Inch Size



| M7 NO. | | D1 | D2 | L | | |
|----------|-----|-----|------|----|-----|---|
| | T | mm | mm | mm | g | |
| ME471T10 | T10 | 6 | 24.7 | 78 | 71 | 1 |
| ME471T15 | T15 | 6 | 24.7 | 78 | 71 | 1 |
| ME471T20 | T20 | 6 | 24.7 | 78 | 68 | 1 |
| ME471T25 | T25 | 6 | 24.7 | 78 | 74 | 1 |
| ME471T27 | T27 | 6 | 24.7 | 78 | 76 | 1 |
| ME471T30 | T30 | 6.5 | 24.7 | 78 | 76 | 1 |
| ME471T40 | T40 | 7.5 | 24.7 | 78 | 81 | 1 |
| ME471T45 | T45 | 8.5 | 24.7 | 78 | 85 | 1 |
| ME471T47 | T47 | 8.5 | 24.7 | 78 | 85 | 1 |
| ME471T50 | T50 | 9.5 | 24.7 | 78 | 87 | 1 |
| ME471T55 | T55 | 12 | 24.7 | 78 | 106 | 1 |
| ME471T60 | T60 | 14 | 24.7 | 78 | 118 | 1 |
| ME471T70 | T70 | 16 | 24.7 | 78 | 135 | 1 |
| ME471T80 | T80 | 18 | 24.7 | 78 | 155 | 1 |

3/4" MA641M

4 POINT SQUARE IMPACT SOCKET

- 3/4" Drive Deep Length
- 4 Points
- Metric Size



| M7 NO. | | D1 | D2 | L | |
|----------|----|----|----|----|-----|
| | mm | mm | mm | mm | g |
| MA641M17 | 17 | 37 | 44 | 52 | 320 |
| MA641M19 | 19 | 39 | 44 | 52 | 320 |
| MA641M20 | 20 | 41 | 44 | 52 | 350 |
| MA641M21 | 21 | 42 | 44 | 52 | 350 |

MB65008M1

Deep Impact Socket Set
8pcs 3/4" Drive Metric Size

Contents : 21mm, 23mm, 24mm, 27mm
30mm, 32mm, 36mm, 41mm



MB46008R

Star Bit Socket Set
8pcs 1/2" Drive

Contents : T30, T40, T45, T47,
T50, T55, T60, T70



MB46010R

Star Bit Socket Set
10pcs 1/2" Drive

Contents : T20, T25, T27, T30, T40, T45,
T50, T55, T60, T70



AIR IMPACT WRENCH



NC-4255Q NC-4265Q

1/2" DRIVE Twin Hammer Type

Air inlet : 1/4"

NC-4265 is equipped with 2" extended anvil



NC-4255QP

WITH PROTECTIVE COVER INSIDE



NC-4255QH EZ GREASE ANVIL



NC-4255PVC PROTECTIVE COVER



The NC-4255PVC Protective Boot can apply on NC-4255Q & NC-6255Q



NC-3610Q

3/8" DRIVE Jumbo Hammer Type

Air inlet : 1/4"



NC-3210

3/8" DRIVE Twin Hammer Type

Air inlet : 1/4"



NC-3831

3/8" DRIVE Twin Dog Type

Air inlet : 1/4"



| | Square Drive Inch | Bolt Capacity Inch (mm) | Torque Range FT-LB (Nm) | Max Torque FT-LB Nm | Free Speed R.P.M | Avg. Air Consumption CFM (L/min) | Air Pressure PSI (bar) | Overall Length Inch (mm) | Net Weight LBS kg | Air Hose Inch | Sound Pressure dBA | Vibration Level m/s ² |
|-----------|----------------------|----------------------------|----------------------------|------------------------|---------------------|-------------------------------------|---------------------------|-----------------------------|----------------------|------------------|-----------------------|-------------------------------------|
| | | | | | | | | | | | | |
| NC-4255Q | 1/2" | 1"(25) | 200-800(271-1085) | 1200 1627 | 8500 | 4.8(136) | 90(6.3) | 7-1/32"(179) | 3.7 1.70 | 3/8" | 85.0 | 4.7 |
| NC-4265Q | 1/2" | 1"(25) | 200-800(271-1085) | 1200 1627 | 8500 | 4.8(136) | 90(6.3) | 9-1/32"(230.5) | 3.85 1.75 | 3/8" | 85.0 | 4.7 |
| NC-4255QP | 1/2" | 1"(25) | 200-800(271-1085) | 1200 1627 | 8500 | 4.8(136) | 90(6.3) | 7-1/32"(179) | 4.0 1.80 | 3/8" | 85.0 | 4.7 |
| NC-4255QH | 1/2" | 1"(25) | 200-800(271-1085) | 1200 1627 | 8500 | 4.8(136) | 90(6.3) | 7-1/32"(179) | 3.7 1.70 | 3/8" | 85.0 | 4.7 |
| NC-3610Q | 3/8" | 1/2"(13) | 100-300(136-407) | 350 474 | 8000 | 4.4(124) | 90 (6.3) | 4-9/16" (115.5) | 3.3 1.50 | 3/8" | 85.0 | 2.8 |
| NC-3210 | 3/8" | 1/2"(13) | 100-300(136-407) | 350 474 | 10000 | 4.0(113) | 90 (6.3) | 5-5/8" (142) | 3.3 1.50 | 3/8" | 92.1 | 3.6 |
| NC-3831 | 3/8" | 15/32"(M12) | 80-120(108-162) | 180 244 | 8000 | 10(283) | 90 (6.3) | 7-9/32" (185) | 2.9 1.34 | 3/8" | 93.0 | 4.9 |



NC-398

3/8" DRIVE Jumbo Hammer Type
Air inlet : 1/4"



RA-111

3/8" DRIVE Twin Hammer Type
Air inlet : 1/4"



NC-3812

3/8" DRIVE Twin Dog Type
Air inlet : 1/4"



NC-3410

3/8" DRIVE Rocking Dog Type
Air inlet : 1/4"



NC-3810

3/8" DRIVE Twin Dog Type
Air inlet : 1/4"



NC-4811

1/2" DRIVE Twin Dog Type
Air inlet : 1/4"



NC-4258

1/2" DRIVE Twin Hammer Type
Air inlet : 1/4"



NC-4130

1/2" DRIVE Pin clutch Type
Air inlet : 1/4"



1.2 m/s²
VIBRATION LOW

| | Square Drive | Bolt Capacity | Torque Range | Max Torque | | Free Speed | Avg. Air Consumption | Air Pressure | Overall Length | Net Weight | | Air Hose | Sound Pressure | Vibration Level |
|---------|--------------|---------------|-------------------|------------|-----|------------|----------------------|--------------|----------------|------------|------|----------|----------------|------------------|
| | Inch | Inch (mm) | FT-LB (Nm) | FT-LB | Nm | R.P.M | CFM (L/min) | PSI (bar) | Inch (mm) | LBS | kg | Inch | dBA | m/s ² |
| | | | | | | | | | | | | | | |
| NC-398 | 3/8" | 9/16" (14) | 50-200(68-271) | 300 | 407 | 6500 | 4.2(119) | 90 (6.3) | 9-3/4"(247) | 3.0 | 1.37 | 3/8" | 85.0 | 2.0 |
| RA-111 | 3/8" | 5/16" (8) | 3.7-36.9(5-50) | 50 | 68 | 8500 | 8.5(255) | 90 (6.3) | 8-1/4"(208) | 2.2 | 1.0 | 3/8" | 96.7 | 4.9 |
| NC-3812 | 3/8" | M10~M12 | 60-120(81-162) | 180 | 244 | 8000 | 10(283) | 90 (6.3) | 7-31/64" (190) | 2.3 | 1.06 | 3/8" | 97.0 | 5.1 |
| NC-3410 | 3/8" | 3/8"(10) | 5-50(7-68) | 75 | 102 | 10000 | 2.5(71) | 90 (6.3) | 6-1/4" (159) | 1.7 | 0.80 | 3/8" | 92.1 | 3.6 |
| NC-3810 | 3/8" | 3/8"(10) | 5-50(7-67) | 75 | 101 | 11000 | 2.3(65) | 90 (6.3) | 5-15/32" (139) | 1.1 | 0.50 | 3/8" | 91.0 | 3.6 |
| NC-4811 | 1/2" | 9/16"(14) | 118-140 (160-189) | 210 | 285 | 5500 | 8.5(240) | 90(6.3) | 10-9/32" (260) | 3.7 | 1.70 | 3/8" | 85.0 | 5.3 |
| NC-4258 | 1/2" | 5/8"(16) | 150-300(203-407) | 400 | 542 | 7000 | 4.2(119) | 90(6.3) | 7-1/4"(185) | 5.6 | 2.50 | 3/8" | 93.0 | 4.4 |
| NC-4130 | 1/2" | 5/8"(16) | 180-400(244-542) | 600 | 813 | 9000 | 4.5(127) | 90(6.3) | 5-9/16"(142) | 3.55 | 1.61 | 3/8" | 93.0 | 1.2 |

AIR IMPACT WRENCH



NC-4256 NC-4256Q NC-4256Q-2

1/2" DRIVE Twin Hammer Type
Air inlet : 1/4"



NC-4233Q NC-4233QH (EZ GREASE ANVIL)

1/2" DRIVE Twin Hammer Type
Air inlet : 1/4"

PATENT
GREASE HOLE

FOR EZ GREASE
VERSION ONLY
(NC-4233QH)



NC-4650 NC-4650H (EZ GREASE ANVIL)

1/2" DRIVE Jumbo Hammer Type
Air inlet : 1/4"

PATENT
GREASE HOLE
FOR EZ GREASE
VERSION ONLY



NC-4610 NC-4610Q

1/2" DRIVE Twin Hammer Type
Air inlet : 1/4"



NC-4236 NC-4236Q

1/2" DRIVE Twin Hammer Type
Air inlet : 1/4"



NC-4630 NC-4630Q

1/2" DRIVE Jumbo Hammer Type
Air inlet : 1/4"



NC-4233TL

1/2" DRIVE Twin Hammer Type
Air inlet : 1/4"

- Forward operation torque is limited 50 ~ 80 Nm for vehicle tire service.
- 6 rotor-blades makes efficient starting torque.



NC-498

1/2" DRIVE Jumbo Hammer Type
Air inlet : 1/4"



NC-4232Q

1/2" DRIVE Twin Hammer Type
Air inlet : 1/4"



NC-4210

1/2" DRIVE Twin Hammer Type
Air inlet : 1/4"



NC-4230 NC-4230Q NC-4240

1/2" DRIVE Twin Hammer Type
Air inlet : 1/4"

- NC-4240 is equipped with 2" extended anvil





NC-4600-KIT

3/8" & 1/2" DRIVE Jumbo Hammer Type
Air inlet : 1/4"

- NC-4600 is equipped with 3/8" & 1/2" anvil

**PATENT
Replaceable
Anvil**



NC-4600-14Kit













3/8" & 1/2" DRIVE Jumbo Hammer Type
Air inlet : 1/4"

- NC-4600 is equipped with 3/8" & 1/2" anvil

Contents :

- +1 pc Air Impact Wrench
- +2 pc Square Head Drive : 3/8" & 1/2"
- +1 pc Lubricating Oil
- +1 pc Release Pin
- +4 pc Impact Socket : 13-17-19-21 mm
- +1 pc Impact Extension Bar : 14mm
- +2 pc Bit Holder : 8 mm & 10 mm
- +1 pc 12 mm Hex Bit
- +1 pc T60 Torx



| | Square Drive | Bolt Capacity | Torque Range | Max Torque | Free Speed | Avg. Air Consumption | Air Pressure | Overall Length | Net Weight | Air Hose | Sound Pressure | Vibration Level | | |
|------------|---|---|---|---|---|---|---|--|---|---|---|---|------|------|
| | Inch | Inch (mm) | FT-LB (Nm) | FT-LB | Nm | R.P.M | CFM (L/min) | PSI (bar) | Inch (mm) | LBS | kg | Inch | dBA | m/s² |
| |  |  |  |  |  |  |  |  |  |  |  |  | | |
| NC-4256 | 1/2" | 1"(25) | 200-900(271-1220) | 1100 | 1491 | 9000 | 5.1(144) | 90(6.3) | 5-9/16"(141) | 4.0 | 1.80 | 3/8" | 95.0 | 2.8 |
| NC-4256Q | 1/2" | 1"(25) | 200-900(271-1220) | 1000 | 1356 | 7000 | 5.1(144) | 90(6.3) | 5-9/16"(141) | 4.0 | 1.80 | 3/8" | 85.0 | 2.8 |
| NC-4256Q-2 | 1/2" | 1"(25) | 200-900(271-1220) | 1000 | 1356 | 7000 | 5.1(144) | 90(6.3) | 7-9/16"(191) | 4.2 | 1.90 | 3/8" | 85.0 | 2.8 |
| NC-4233Q | 1/2" | 3/4"(19) | 200-500(271-678) | 850 | 1152 | 9000 | 4.6(132) | 90(6.3) | 7-1/2"(190) | 4.6 | 2.10 | 3/8" | 85.0 | 4.4 |
| NC-4233QH | 1/2" | 3/4"(19) | 200-500(271-678) | 850 | 1152 | 9000 | 4.6(132) | 90(6.3) | 7-1/2"(190) | 4.6 | 2.10 | 3/8" | 85.0 | 4.4 |
| NC-4650 | 1/2" | 5/8"(16) | 180-400(244-542) | 650 | 900 | 9000 | 4.69(132.8) | 90(6.3) | 4-1/16"(104) | 3.3 | 1.40 | 3/8" | 95.0 | 2.4 |
| NC-4650H | 1/2" | 5/8"(16) | 180-400(244-542) | 650 | 900 | 9000 | 4.69(132.8) | 90(6.3) | 4-1/16"(104) | 3.3 | 1.40 | 3/8" | 95.0 | 2.4 |
| NC-4610 | 1/2" | 5/8"(16) | 200-350(271-475) | 450 | 610 | 9000 | 4.4(124) | 90(6.3) | 4-9/16"(115.5) | 3.5 | 1.60 | 3/8" | 93.0 | 2.8 |
| NC-4610Q | 1/2" | 5/8"(16) | 200-350(271-475) | 400 | 542 | 9000 | 4.4(124) | 90(6.3) | 4-9/16"(115.5) | 3.5 | 1.60 | 3/8" | 85.0 | 2.8 |
| NC-4236 | 1/2" | 1"(25) | 200-700(271-949) | 100 | 1355 | 7500 | 5.5(155) | 90(6.3) | 6-45/64"(171) | 5.7 | 2.60 | 3/8" | 87.0 | 4.5 |
| NC-4236Q | 1/2" | 1"(25) | 200-700(271-949) | 1000 | 1355 | 7500 | 5.5(155) | 90(6.3) | 6-45/64"(171) | 5.7 | 2.60 | 3/8" | 83.0 | 4.5 |
| NC-4630 | 1/2" | 5/8"(16) | 100-400(136-542) | 450 | 610 | 9000 | 4.4(124) | 90(6.3) | 3-27/32"(97) | 3.3 | 1.50 | 3/8" | 96.0 | 2.8 |
| NC-4630Q | 1/2" | 5/8"(16) | 200-350(271-475) | 450 | 610 | 9000 | 4.4(124) | 90(6.3) | 3-27/32"(97) | 3.3 | 1.50 | 3/8" | 85.0 | 2.8 |
| NC-4233TL | 1/2" | 3/4"(19) | 37-59(50-80) | 850 | 1152 | 2800 | 4.6(132) | 90(6.3) | 7-1/2"(190) | 4.6 | 2.10 | 3/8" | 85.0 | 4.4 |
| NC-498 | 1/2" | 5/8"(16) | 80-300(108-407) | 400 | 542 | 6500 | 4.2(119) | 90(6.3) | 9-3/4"(247) | 3.0 | 1.37 | 3/8" | 85.0 | 2.0 |
| NC-4232Q | 1/2" | 5/8"(16) | 100-400(136-542) | 550 | 746 | 10000 | 4.0(113) | 90(6.3) | 4-3/4"(120) | 3.0 | 1.38 | 3/8" | 83 | 3.7 |
| NC-4210 | 1/2" | 5/8"(16) | 150-350(203-475) | 400 | 542 | 10000 | 4.2(119) | 90(6.3) | 5-5/8"(142) | 3.5 | 1.60 | 3/8" | 90.6 | 2.8 |
| NC-4230 | 1/2" | 3/4"(19) | 180-500(244-678) | 700 | 949 | 7500 | 4.5(127) | 90(6.3) | 6-15/32"(164) | 5.5 | 2.50 | 3/8" | 87 | 4.5 |
| NC-4230Q | 1/2" | 3/4"(19) | 180-500(244-678) | 650 | 881 | 6500 | 4.5(127) | 90(6.3) | 6-15/32"(164) | 5.5 | 2.50 | 3/8" | 85 | 4.5 |
| NC-4240 | 1/2" | 3/4"(19) | 180-500(244-678) | 700 | 949 | 7500 | 4.5(127) | 90(6.3) | 8-15/32"(215) | 5.7 | 2.60 | 3/8" | 87 | 4.5 |
| NC-4600 | 1/2" | 5/8"(16) | 180-500(244-678) | 600 | 813 | 9000 | 4.2(119) | 90(6.3) | 4"(99) | 2.97 | 1.35 | 3/8" | 96 | 3.7 |

AIR IMPACT WRENCH



NC-4210N

1/2" DRIVE Twin Hammer Type
Air inlet : 1/4"

- stubby impact sockets, 6 points: 5pcs 13, 17, 19, 22, 24 mm



NC-4610N

1/2" DRIVE Twin Hammer Type
Air inlet : 1/4"

- stubby impact sockets, 6 points: 5pcs 13, 17, 19, 22, 24 mm



NC-6201

3/4" DRIVE Twin Hammer Type
Air inlet : 3/8"

- NC-6201 is equipped with 3/4" anvil



NC-6256Q

3/4" DRIVE Twin Hammer Type
Air inlet : 1/4"

- NC-6256Q is equipped with 3/4" anvil

1627 N.m
SUPER MINI



NC-6215 / NC-6225

3/4" DRIVE New Twin Hammer Type
Air inlet : 3/8"

- NC-6225 is equipped with 6" extended anvil



NC-6217

3/4" DRIVE Twin Hammer Type
Air inlet : 3/8"



NC-6218

3/4" DRIVE Twin Hammer Type
Air inlet : 3/8"



| Square Drive | Bolt Capacity | Torque Range | Max Torque | Free Speed | Avg. Air Consumption | Air Pressure | Overall Length | Net Weight | Air Hose | Sound Pressure | Vibration Level |
|--------------|---------------|--------------|------------|------------|----------------------|--------------|----------------|------------|----------|----------------|-----------------|
| Inch | Inch (mm) | FT-LB (Nm) | FT-LB Nm | R.P.M | CFM (L/min) | PSI (bar) | Inch (mm) | LBS kg | Inch | dBA | m/s² |
| | | | | | | | | | | | |

| | | | | | | | | | | | | | | |
|----------|------|-------------|--------------------|------|------|-------|----------|---------|----------------|------|------|------|-------|------|
| NC-4210N | 1/2" | 5/8"(16) | 150-350(203-475) | 400 | 542 | 10000 | 4.2(119) | 90(6.3) | 5-5/8"(142) | 3.5 | 1.60 | 3/8" | 90.6 | 2.8 |
| NC-4610N | 1/2" | 5/8"(16) | 200-350(271-475) | 450 | 610 | 9000 | 4.4(124) | 90(6.3) | 4-9/16"(115.5) | 3.5 | 1.60 | 3/8" | 93.0 | 2.8 |
| NC-6201 | 3/4" | 1-3/16"(30) | 200-1200(271-1627) | 1450 | 1966 | 5700 | 6.4(181) | 90(6.3) | 8-3/4"(222) | 8.14 | 3.7 | 1/2" | 88.0 | 5.9 |
| NC-6256Q | 3/4" | 7/8"(23) | 150-900(203-1220) | 1200 | 1627 | 7000 | 5.1(144) | 90(6.3) | 5-11/16"(145) | 4.18 | 1.9 | 3/8" | 85.0 | 2.8 |
| NC-6215 | 3/4" | 1"(25) | 180-600(244-810) | 900 | 1220 | 6500 | 7.0(198) | 90(6.3) | 9-7/32"(234) | 10.0 | 4.50 | 1/2" | 91.5 | 10.8 |
| NC-6225 | 3/4" | 1"(25) | 180-600(244-810) | 900 | 1220 | 6500 | 7.0(182) | 90(6.3) | 13-3/4"(350) | 10.8 | 4.90 | 1/2" | 91.5 | 10.8 |
| NC-6217 | 3/4" | 1-1/4"(30) | 200-1300(271-1762) | 1400 | 1898 | 4800 | 5.4(153) | 90(6.3) | 8-15/32" (215) | 11.0 | 5.00 | 1/2" | 92.0 | 6.1 |
| NC-6218 | 3/4" | 1-1/16"(27) | 200-1400(271-1898) | 1500 | 2034 | 6000 | 6.3(182) | 90(6.3) | 12-9/16"(320) | 12.5 | 5.70 | 1/2" | 106.0 | 3.3 |



NC-6266H (EZ GREASE ANVIL)

3/4" DRIVE Twin Hammer Type
Air inlet : 3/8"



**PATENT
GREASE
HOLE
FOR EZ GREASE
VERSION ONLY**



Exhaust



NC-6266 NC-6266-6

3/4" DRIVE Twin Hammer Type
Air inlet : 3/8"



Exhaust



- NC-6266-6 is equipped with 6" extended anvil
- The NC-4255PVC Protective cover can apply on NC-6255



NC-6255Q NC-6255QH

3/4" DRIVE Twin Hammer Type
Air inlet : 3/8"



**PATENT
GREASE
HOLE
FOR EZ GREASE
VERSION ONLY**



Exhaust



NC-6113 / NC-6123

3/4" DRIVE Pin Clutch Type
Air inlet : 3/8"



Exhaust

- NC-6123 is equipped with 6" extended anvil



NC-6210 / NC-6210Q NC-6220

3/4" DRIVE Twin Hammer Type
Air inlet : 3/8"



Exhaust



- NC-6220 is equipped with 6" extended anvil



NC-6236 NC-6236Q

3/4" DRIVE Twin Hammer Type
Air inlet : 3/8"



Exhaust



| | Square Drive | Bolt Capacity | Torque Range | Max Torque | Free Speed | Avg. Air Consumption | Air Pressure | Overall Length | Net Weight | Air Hose | Sound Pressure | Vibration Level |
|-----------|--------------|---------------|--------------------|------------|------------|----------------------|--------------|----------------|------------|----------|----------------|-----------------|
| | Inch | Inch (mm) | FT-LB (Nm) | FT-LB Nm | R.P.M | CFM (L/min) | PSI (bar) | Inch (mm) | LBS kg | Inch | dBA | m/s² |
| | | | | | | | | | | | | |
| NC-6266H | 3/4" | 1-1/4"(30) | 200-1300(271-1760) | 1500 2034 | 6000 | 5.9(169) | 90(6.3) | 8-1/16"(205) | 6.5 3 | 1/2" | 88.0 | 5.9 |
| NC-6266 | 3/4" | 1-1/4"(30) | 200-1300(271-1760) | 1500 2034 | 6000 | 5.9(169) | 90(6.3) | 8-1/16"(205) | 6.5 2.95 | 1/2" | 88.0 | 5.9 |
| NC-6266-6 | 3/4" | 1-1/4"(30) | 200-1300(271-1760) | 1500 2034 | 6000 | 5.9(169) | 90(6.3) | 14-1/16"(355) | 7.9 3.60 | 1/2" | 88.0 | 5.9 |
| NC-6255Q | 3/4" | 1"(25) | 200-1100(271-1491) | 1400 1898 | 8500 | 4.8(136) | 90(6.3) | 7-13/16"(198) | 4.2 1.90 | 3/8" | 85.0 | 4.7 |
| NC-6255QH | 3/4" | 1"(25) | 200-1100(271-1491) | 1400 1898 | 8500 | 4.8(136) | 90(6.3) | 7-13/16"(198) | 4.2 1.90 | 3/8" | 85.0 | 4.7 |
| NC-6113 | 3/4" | 1"(25) | 150-600(203-814) | 850 1153 | 4500 | 7.0(198) | 90(6.3) | 10"(252) | 10.1 4.6 | 1/2" | 94.3 | 7.2 |
| NC-6123 | 3/4" | 1"(25) | 150-600(203-814) | 850 1163 | 4500 | 7.0(198) | 90(6.3) | 14-3/16"(360) | 11.6 5.30 | 1/2" | 94.3 | 7.2 |
| NC-6210 | 3/4" | 3/4"(19) | 180-600(244-810) | 750 1017 | 7500 | 4.5(127) | 90(6.3) | 6-45/64"(170) | 5.6 2.55 | 3/8" | 87.0 | 4.5 |
| NC-6210Q | 3/4" | 3/4"(19) | 180-600(244-810) | 700 949 | 6500 | 4.5(127) | 90(6.3) | 6-45/64"(170) | 5.6 2.55 | 3/8" | 85.0 | 4.5 |
| NC-6220 | 3/4" | 3/4"(19) | 180-600(244-810) | 750 1017 | 7500 | 4.5(127) | 90(6.3) | 12-23/32"(323) | 6.7 3.08 | 3/8" | 87.0 | 4.5 |
| NC-6236 | 3/4" | 1"(25) | 200-900(271-1220) | 1200 1627 | 7500 | 5.5(155) | 90(6.3) | 6-45/64"(171) | 5.9 2.68 | 3/8" | 87.0 | 4.5 |
| NC-6236Q | 3/4" | 1"(25) | 200-900(271-1220) | 1200 1627 | 7500 | 5.5(155) | 90(6.3) | 6-45/64"(171) | 5.9 2.68 | 3/8" | 83.0 | 4.5 |

AIR IMPACT WRENCH



NC-6216 / NC-6226

3/4" DRIVE Twin Hammer Type
Air inlet : 3/8"

- NC-6226 is equipped with 6" extended anvil
- Composite material

NC-6216PVC
Protective cover



NC-8266P / NC-8266P-6

1" DRIVE Twin Hammer Type
Air inlet : 3/8"

NC-8266P-6 is equipped with 6" extended anvil



NC-8212

1" DRIVE New Twin Hammer Type
Air inlet : 3/8"




NC-8217

1" DRIVE Twin Hammer Type
Air inlet : 3/8"



NC-8219

1" DRIVE New Twin Hammer Type
Air inlet : 1/2"



NC-8237 NC-8237-6

1" DRIVE Twin Hammer Type
Air inlet : 3/8"

NC-8237-6 is equipped with 6" extended anvil



NC-8343 NC-8343-8

1" DRIVE Pin Less Type
Air inlet : 1/2"

NC-8343-8 is equipped with 8" extended anvil





NC-8211 NC-8221

1" DRIVE Twin Hammer Type
Air inlet : 1/2"




NC-8221 is equipped with 6" extended anvil




NC-8232

1" DRIVE New twin Hammer Type
Air inlet : 1/2"













NC-8311 NC-8351

1" DRIVE Pin Less Type
Air inlet : 1/2"



NC-8351 is equipped with 6" extended anvil

| | Bolt Capacity | | FT-LB (Nm) | FT-LB | Nm | R.P.M | Avg. Air Consumption | Air Pressure | | | | | Sound Pressure | Vibration Level |
|------------|---|---|--------------------|-------|------|-------|---|---|---|---|---|---|---|---|
| | Inch | Inch (mm) | | | | | CFM (L/min) | PSI (bar) | Inch (mm) | LBS | kg | Inch | dBA | m/s ² |
| |  |  | | | | |  |  |  |  |  |  |  |  |
| NC-6216 | 3/4" | 1-1/16"(27) | 200-1000(271-1356) | 1200 | 1627 | 6000 | 6.0(170) | 90(6.3) | 9-1/4"(235) | 9.0 | 4.10 | 1/2" | 91.2 | 5.0 |
| NC-6226 | 3/4" | 1-1/16"(27) | 200-1000(271-1356) | 1200 | 1627 | 6000 | 6.0(170) | 90(6.3) | 13-3/4"(350) | 9.9 | 4.50 | 1/2" | 91.2 | 5.0 |
| NC-6213 | 3/4" | 1-1/16"(27) | 200-1000(271-1356) | 1200 | 1627 | 6000 | 6.9(195) | 90(6.3) | 9-7/16"(239) | 8.5 | 3.88 | 1/2" | 92.0 | 5.0 |
| NC-8212 | 1" | 1-1/16"(27) | 200-1000(271-1356) | 1300 | 1762 | 6000 | 6.0(170) | 90(6.3) | 9-1/4"(235) | 9.6 | 4.40 | 1/2" | 91.2 | 5.0 |
| NC-8217 | 1" | 1-1/4"(30) | 200-1300(271-1762) | 1500 | 2034 | 4800 | 5.4(153) | 90(6.3) | 8-3/4"(222) | 11.0 | 5.00 | 1/2" | 92.0 | 6.1 |
| NC-8219 | 1" | 1-7/16"(36) | 200-1600(271-2170) | 1800 | 2441 | 4000 | 11(311) | 90(6.3) | 12-13/32"(315) | 21.6 | 9.84 | 1/2" | 103.4 | 16.7 |
| NC-8237 | 1" | 1-3/8"(33) | 200-1500(271-2034) | 1800 | 2441 | 4500 | 5.4(153) | 90(6.3) | 8-3/4"(222) | 12.8 | 5.70 | 1/2" | 92.0 | 6.1 |
| NC-8237-6 | 1" | 1-3/8"(33) | 200-1500(271-2034) | 1800 | 2441 | 4500 | 5.4(153) | 90(6.3) | 15-9/16"(395) | 14.3 | 6.50 | 1/2" | 92.0 | 6.1 |
| NC-8343 | 1" | 1-3/8"(33) | 200-1600(271-2170) | 1800 | 2441 | 3900 | 11.5(325) | 90(6.3) | 15"(381) | 27.7 | 12.5 | 1/2" | 103 | 6.3 |
| NC-8343-8 | 1" | 1-3/8"(33) | 200-1600(271-2170) | 1800 | 2441 | 3900 | 11.5(325) | 90(6.3) | 23"(590) | 30.6 | 13.9 | 1/2" | 103 | 6.3 |
| NC-8266P | 1" | 1-3/8"(35) | 200-2000(271-2711) | 2300 | 3118 | 4500 | 9(255) | 90(6.3) | 10"(256) | 13 | 5.90 | 1/2" | 92.0 | 6.1 |
| NC-8266P-6 | 1" | 1-3/8"(35) | 200-2000(271-2711) | 2300 | 3118 | 4500 | 9(255) | 90(6.3) | 10"(256) | 13.86 | 6.30 | 1/2" | 92.0 | 6.1 |
| NC-8211 | 1" | 1-3/8"(33) | 200-1600(271-2170) | 1800 | 2441 | 5000 | 10.0(284) | 90(6.3) | 14-9/16"(370) | 22.2 | 10.1 | 1/2" | 100 | 10.0 |
| NC-8221 | 1" | 1-3/8"(33) | 200-1600(271-2170) | 1800 | 2441 | 5000 | 10.0(284) | 90(6.3) | 20-7/8"(530) | 25.2 | 11.5 | 1/2" | 100 | 10.0 |
| NC-8232 | 1" | 1-7/16"(36) | 200-1600(271-2170) | 1800 | 2441 | 4000 | 11.0(311) | 90(6.3) | 20-13/32"(518) | 24.8 | 11.3 | 1/2" | 102 | 11.5 |
| NC-8311 | 1" | 1-3/8" (33) | 200-1600(271-2170) | 1800 | 2441 | 4000 | 11.5(325) | 90(6.3) | 15" (380) | 24.0 | 10.9 | 1/2" | 101 | 7.3 |
| NC-8351 | 1" | 1-3/8" (33) | 200-1600(271-2170) | 1800 | 2441 | 4000 | 11.5(325) | 90(6.3) | 20" (510) | 27.6 | 12.5 | 1/2" | 101 | 7.3 |

AIR IMPACT WRENCH



NC-8266S NC-8266S-6 NC-8266S-8

1" DRIVE Twin Hammer Type
Air inlet : 1/2"

- NC-8266S-6 is equipped with 6" extended anvil
- NC-8266S-8 is equipped with 8" extended anvil



NC-8382 NC-8382-8

1" DRIVE Pin Less Type
Air inlet : 1/2"

NC-8382-8 is equipped with 8" extended anvil



NC-8252 NC-8262

1" DRIVE Twin Hammer Type
Air inlet : 1/2"

NC-8262 is equipped with 6" extended anvil



NC-8216 NC-8226 NC-8226Q

1" DRIVE Twin Hammer Type
Air inlet : 1/2"

- NC-8226 is equipped with 6" extended anvil



NC-8226Q



NC-8242 NC-8242-8

1" DRIVE Twin Hammer Type
Air inlet : 1/2"

NC-8242-8 is equipped with 8" extended anvil



NC-8332X NC-8332X-6

1" DRIVE Pin Less Type
Air inlet : 1/2"

NC-8332X-6 is equipped with 6" extended anvil





NC-8322 NC-8342

1" DRIVE Pin Less Type
Air inlet : 1/2"



NC-8362 NC-8372

1" DRIVE Pin Less Type
Air inlet : 1/2"



NC-9223 NC-9243

1-1/2" DRIVE New Twin Hammer Type
Air inlet : 1/2"

NC-8342 is equipped with 8" extended anvil

NC-8372 is equipped with 6" extended anvil

NC-9243 is equipped with 8" extended anvil



| | Square Drive | Bolt Capacity | Torque Range | Max Torque | | Free Speed | Avg. Air Consumption | Air Pressure | Overall Length | Net Weight | | Air Hose | Sound Pressure | Vibration Level |
|------------|--------------|---------------|--------------------|------------|------|------------|----------------------|--------------|------------------|------------|------|----------|----------------|------------------|
| | Inch | Inch (mm) | FT-LB (Nm) | FT-LB | Nm | R.P.M | CFM (L/min) | PSI (bar) | Inch (mm) | LBS | kg | Inch | dBA | m/s ² |
| | | | | | | | | | | | | | | |
| NC-8266S | 1" | 1-3/8"(35) | 200-1800(272-2448) | 2300 | 3118 | 4500 | 7.5(212) | 90(6.3) | 16-7/8"(430) | 13.2 | 6.0 | 1/2" | 92 | 6.1 |
| NC-8266S-6 | 1" | 1-3/8"(35) | 200-1800(272-2448) | 2300 | 3118 | 4500 | 7.5(212) | 90(6.3) | 22-3/4"(580) | 15.84 | 7.3 | 1/2" | 92 | 6.1 |
| NC-8266S-8 | 1" | 1-3/8"(35) | 200-1800(272-2448) | 2300 | 3118 | 4500 | 7.5(212) | 90(6.3) | 24-3/4"(630) | 16.28 | 7.4 | 1/2" | 92 | 6.1 |
| NC-8216 | 1" | 1-3/8"(33) | 200-1600(271-2170) | 1800 | 2441 | 6000 | 9.0(254) | 90(6.3) | 13-1/2"(343) | 15.5 | 7.0 | 1/2" | 102 | 9.3 |
| NC-8226 | 1" | 1-3/8"(33) | 200-1600(271-2170) | 1800 | 2441 | 6000 | 9.0(254) | 90(6.3) | 19-3/16"(487) | 18.4 | 8.4 | 1/2" | 102 | 9.3 |
| NC-8226Q | 1" | 1-3/8"(33) | 200-1600(271-2170) | 1800 | 2441 | 6000 | 9.0(254) | 90(6.3) | 19-3/16"(487) | 18.4 | 8.4 | 1/2" | 90 | 9.3 |
| NC-8382 | 1" | 1-9/16"(40) | 200-2000(271-2710) | 2500 | 3390 | 5000 | 15.9(450) | 90(6.3) | 14-17/32"(370) | 22.0 | 11.0 | 1/2" | 100.0 | 6.4 |
| NC-8382-8 | 1" | 1-9/16"(40) | 200-2000(271-2710) | 2500 | 3390 | 5000 | 15.9(450) | 90(6.3) | 22-15/32"(570) | 27.5 | 12.5 | 1/2" | 100.0 | 6.4 |
| NC-8242 | 1" | 1-9/16"(40) | 200-2000(271-2710) | 2500 | 3390 | 5000 | 15.9(450) | 90(6.3) | 14-17/32"(370) | 23.1 | 10.5 | 1/2" | 100.0 | 6.4 |
| NC-8242-8 | 1" | 1-9/16"(40) | 200-2000(271-2710) | 2500 | 3390 | 5000 | 15.9(450) | 90(6.3) | 22-15/32"(570) | 26.2 | 11.9 | 1/2" | 100.0 | 6.4 |
| NC-8252 | 1" | 1-7/16"(36) | 200-2000(271-2170) | 2400 | 3250 | 4000 | 10.0(284) | 90(6.3) | 15-3/8"(390) | 26.6 | 12.1 | 1/2" | 100.0 | 10.0 |
| NC-8262 | 1" | 1-7/16"(36) | 200-2000(271-2170) | 2400 | 3250 | 4000 | 10.0(284) | 90(6.3) | 22"(560) | 29.7 | 13.5 | 1/2" | 100.0 | 10.0 |
| NC-8332X | 1" | 1-3/8"(25) | 200-2000(271-2710) | 2500 | 3390 | 4000 | 8.0(226.5) | 90(6.3) | 14-11/16"(372.6) | 20.7 | 9.4 | 3/8" | 103.8 | 8.22 |
| NC-8332X-6 | 1" | 1-3/8"(25) | 200-2000(271-2710) | 2500 | 3390 | 4000 | 8.0(226.5) | 90(6.3) | 14-11/16"(372.6) | 23.3 | 9.4 | 3/8" | 103.8 | 8.22 |
| NC-8322 | 1" | 1-7/16"(36) | 200-2000(271-2170) | 2500 | 3390 | 3300 | 11.0(311) | 90(6.3) | 17-5/16"(440) | 34.2 | 15.5 | 1/2" | 93.9 | 8.8 |
| NC-8342 | 1" | 1-7/16"(36) | 200-2000(271-2170) | 2500 | 3390 | 3300 | 11.0(311) | 90(6.3) | 24-3/8"(619) | 38.0 | 17.3 | 1/2" | 93.9 | 8.8 |
| NC-8362 | 1" | 1-7/16"(36) | 200-2000(271-2170) | 2500 | 3390 | 3700 | 11.0(284) | 90(6.3) | 17-7/8"(455) | 35.2 | 16.0 | 1/2" | 93.9 | 8.8 |
| NC-8372 | 1" | 1-7/16"(36) | 200-2000(271-2170) | 2500 | 3390 | 3700 | 11.0(284) | 90(6.3) | 24-7/32"(615) | 38.7 | 17.6 | 1/2" | 93.9 | 8.8 |
| NC-9223 | 1-1/2" | 2"(50) | 200-3000(271-4065) | 3500 | 4746 | 3000 | 16.0(453) | 90(6.3) | 17-3/4"(450) | 43.2 | 19.7 | 3/4" | 104.5 | 8.8 |
| NC-9243 | 1-1/2" | 2"(50) | 200-3000(271-4065) | 3500 | 4746 | 3000 | 16.0(453) | 90(6.3) | 24-1/4"(616) | 50.2 | 22.8 | 3/4" | 104.5 | 8.8 |

AIR IMPACT WRENCH

NC-4232Q KIT

1/2" DRIVE

CONTENTS 11 PCS

- 1pc - 1/2" Air Impact Wrench
- 7pcs - Impact sockets, MA411M13, 17, 19, 21, 22, 24, 27
- 1pc - 5" Extension bar
- 1pc - Mini Lubricator SW-12
- 1pc - 1/4" plug



NC-4233Q KIT

1/2" DRIVE

CONTENTS 11 PCS

- 1pc - 1/2" Air Impact Wrench
- 7pcs - Impact sockets, MA411M13, 17, 19, 21, 22, 24, 27
- 1pc - 5" Extension bar
- 1pc - Mini Lubricator SW-12
- 1pc - 1/4" plug



NC-4255Q KIT

1/2" DRIVE

CONTENTS 11 PCS

- 1pc - 1/2" Air Impact Wrench
- 7pcs - Impact sockets, MA411M13, 17, 19, 21, 22, 24, 27
- 1pc - 5" Extension bar
- 1pc - Mini Lubricator SW-12
- 1pc - 1/4" plug



NC-4650 KIT

1/2" DRIVE

CONTENTS 11 PCS

- 1 pc - 1/2" Air Impact Wrench
- 7pcs - Impact sockets, MA411M13, 17, 19, 21, 22, 24, 27
- 1pc - 5" Extension bar
- 1pc - Mini Lubricator SW-12
- 1pc - 1/4" plug



NC-6236 KIT

3/4" DRIVE

CONTENTS 11 PCS

- 1pc - 3/4" Air Impact Wrench
- 7pcs - Impact sockets, MA611M24, 27, 30, 32, 33, 34, 36
- 1pc - 7" Extension bar
- 1pc - Mini Lubricator SW-12
- 1pc - 1/4" plug



NC-6255Q KIT

3/4" DRIVE

CONTENTS 11 PCS

- 1pc - 3/4" Air Impact Wrench
- 7pcs - Impact sockets, MA611M24, 27, 30, 32, 33, 34, 36
- 1pc - 7" Extension bar
- 1pc - Mini Lubricator SW-12
- 1pc - 1/4" plug



NC-0615KIT

3/4" DRIVE

CONTENTS 15 PCS

- 1pc-3/4" Air Impact Wrench
- 8pcs-Impact sockets, 6 points, standard length 26, 27, 29, 30, 32, 35, 36, 38mm
- 1pc-Extension bar 7"
- 1pc-Universal Joint
- 2pcs-Allen Key : 4mm, 5mm
- 1pc-Mini Oiler 1/4"-6113,6215, 3/8"-6216
- 1pc-1/4" plug - 6113,6215, 3/8" plug - 6216
- 1pc-O-Ring & Pin



NC-0415 KIT

1/2" DRIVE

CONTENTS 15 PCS

- 1pc - 1/2" Air Impact Wrench
- 10pcs - Impact sockets, 6 points, standard length 9, 10, 11, 13, 14, 17, 19, 22, 24, 27mm
- 1pc - Extension bar 5"
- 1pc - Allen Key : 4mm
- 1pc - Mini Oiler 1/4" female x 1/4" male
- 1pc - 1/4" plug



NC-0615M0
NC-6113



NC-0615M1
NC-6216



NC-0615M2
NC-6215



NC-0415M3
NC-4258



NC-0415M4
NC-4230



NC-0415M5
NC-4233



NC-0415M9
NC-4256



NC-4255Q-41KIT NC-4255Q-41KITA05

- TORQUE WRENCH 1 PC 42-210 NM(TE-442210N)
- THIN WALL IMPACT SOCKET 3 PCS 17.19.21mm
- IMPACT DEEP SOCKET 13 PCS 10.11.12.13.14.15.16.17.18.19.21.22.24 mm
- IMPACT SOCKET 16 PCS 10.11.12.13.14.15.16.17.18.19.21.22.24.27.30.32 mm
- AIR IMPACT WRENCH 1 PC MAX TORQUE: 1627 NM/1200 FT-LB (NC-4255Q)
- EXTENSION BAR 2 PCS 75 mm.125 mm (ME421-05 /ME421-03)
- UNIVERSAL JOINT 1 PC 1/2" DRIVE (ME4711)
- AIR BLOW GUN 1 PC 250 mm(JC-310)
- MINI LUBRICATOR 1 PC 1/4"DRIVE(SW-12)
- AIR ADAPTER 2 PCS 1/4" PLUG



NC-4255Q-41KITA05



Can be customized



NEW PRODUCT



NC-3231Q

3/8" DRIVE Twin Hammer Type
Air inlet : 1/4"



NC-4117

1/2" DRIVE Pin clutch Type
Air inlet : 1/4"



NC-4277Q

1/2" DRIVE Twin Hammer Type
Air inlet : 1/4"



NC-4299Q

1/2" DRIVE Twin Hammer Type
Air inlet : 1/4"



| Square Drive | Bolt Capacity | Torque Range | Max Torque | | Free Speed | Avg. Air Consumption | Air Pressure | Overall Length | Net Weight | | Air Hose | Sound Pressure | Vibration Level |
|--------------|---------------|--------------|-------------------|-----------|------------|----------------------|--------------|----------------|------------|------|----------|----------------|-----------------|
| Inch | Inch (mm) | FT-LB (Nm) | FT-LB | Nm | R.P.M | CFM (L/min) | PSI (bar) | Inch (mm) | LBS | kg | Inch | dBA | m/s² |
| | | | | | | | | | | | | | |
| NC-3231Q | 3/8" | 1/2"(13) | 200-350(271-475) | 450 610 | 8000 | 4.2(129) | 90(6.3) | 6-5/16 "(160) | 2.8 | 1.3 | 3/8" | 83.0 | 3.0 |
| NC-4117 | 1/2" | 3/4"(18) | 200-550(271-746) | 700 949 | 7000 | 5.4(153) | 90(6.3) | 8" (205) | 4.3 | 1.95 | 3/8" | 90.0 | 2.5 |
| NC-4277Q | 1/2" | 1"(25) | 200-800(271-1088) | 1150 1564 | 7000 | 4.8(136) | 90(6.3) | 6" (155) | 4.4 | 2 | 3/8" | 85.0 | 4.5 |
| NC-4299Q | 1/2" | 3/4"(19) | 150-500(204-680) | 800 1088 | 8500 | 4.0(113) | 90(6.3) | 7-1/2" (194) | 4.6 | 2.1 | 3/8" | 85.0 | 3.2 |

AIR RATCHET WRENCH



NE-383 / NE-483

3/8" & 1/2" DRIVE Air inlet : 1/4"



Stylized grip



NE-3305 / NE-4305

3/8" & 1/2" DRIVE Air inlet : 1/4"



NE-4815

1/2" DRIVE Air inlet : 1/4"



NE-261 / NE-361

1/4" & 3/8" DRIVE Air inlet : 1/4"



NE-462

1/2" DRIVE Pin Clutch Type
Air inlet : 1/4"



NE-462T

1/2" DRIVE Pin Clutch Type
Air inlet : 1/4"



Stylized grip



NE-352

3/8" DRIVE 2 in 1 Air inlet : 1/4"



NE-362

3/8" DRIVE 2 in 1 Air inlet : 1/4"



NE-332 / 432

3/8" & 1/2" DRIVE Air inlet : 1/4"



NE-321 / 421

3/8" & 1/2" DRIVE Air inlet : 1/4"



Air Ratchet Wrench

Air inlet : 1/4"

NE-251R 1/4" DRIVE
NE-351R 3/8" DRIVE
NE-451R 1/2" DRIVE



Rubber Handle



NE-251 / NE-351 / NE-451

1/4" & 3/8" & 1/2" DRIVE Air inlet : 1/4"



NE-488

1/2" DRIVE Air inlet : 1/4"



| | Square Drive | Torque Range | Max Torque | Free Speed | Avg. Air Consumption | Air Pressure | Overall Length | Net Weight | Air Hose | Sound Pressure | Vibration Level |
|---------|--------------|-----------------|------------|------------|----------------------|--------------|----------------|------------|----------|----------------|-----------------|
| | Inch | FT-LB (Nm) | FT-LB Nm | R.P.M | CFM (L/min) | PSI (bar) | Inch (mm) | LBS kg | Inch | dBA | m/s² |
| | | | | | | | | | | | |
| NE-383 | 3/8" | 15-65 (13.5-88) | 100 135.6 | 250 | 5.0(141) | 90 (6.3) | 10-29/32"(277) | 2.82 1.28 | 3/8" | 85 | 2.0 |
| NE-483 | 1/2" | 15-65 (13.5-88) | 100 135.6 | 250 | 5.0(141) | 90 (6.3) | 10-29/32"(277) | 2.82 1.28 | 3/8" | 85 | 2.0 |
| NE-3305 | 3/8" | 15-55 (20-75) | 70 95 | 160 | 5(142) | 90 (6.3) | 15-3/8"(390) | 3.52 1.6 | 3/8" | 82 | 1.2 |
| NE-4305 | 1/2" | 15-55 (20-75) | 70 95 | 160 | 5(142) | 90 (6.3) | 15-3/8"(390) | 3.52 1.6 | 3/8" | 82 | 1.2 |
| NE-4815 | 1/2" | 40-120 (54-163) | 150 204 | 170 | 4.8(136) | 90 (6.3) | 12-1/4"(313) | 3.39 1.54 | 3/8" | 93 | 2.5 |
| NE-261 | 1/4" | 10-35(13.5-47) | 37 50 | 230 | 4.0(130) | 90 (6.3) | 6-5/16"(160) | 1.1 0.50 | 3/8" | 88.0 | 3.0 |
| NE-361 | 3/8" | 10-35(13.5-47) | 37 50 | 230 | 4.0(130) | 90 (6.3) | 6-6/16"(160) | 1.1 0.50 | 3/8" | 88.0 | 3.0 |
| NE-462 | 1/2" | 10-55"(13.5-74) | 74 100 | 200 | 4.0(113.28) | 90(6.3) | 13"(330) | 4.1 1.88 | 3/8" | 84.0 | 2.5 |
| NE-462T | 1/2" | 10-65(13.5-88) | 100 135.6 | 200 | 5.0(141) | 90(6.3) | 13-13/32"(340) | 4.0 1.83 | 3/8" | 85.0 | 2.2 |
| NE-352 | 3/8" | 5-15(6.7-20) | 22 30 | 350 | 3.0(84.96) | 90 (6.3) | 5"(125) | 1.1 0.50 | 3/8" | 89.0 | 4.4 |
| NE-362 | 3/8" | 10-35(13.5-47) | 37 50 | 230 | 4.6(130) | 90 (6.3) | 6-5/16"(160) | 1.1 0.50 | 3/8" | 88.0 | 3.0 |
| NE-251R | 1/4" | 5-15(6.7-20) | 22 30 | 350 | 3.0(84.96) | 90 (6.3) | 5"(125) | 1.1 0.50 | 3/8" | 89.0 | 4.4 |
| NE-351R | 3/8" | 5-15(6.7-20) | 22 30 | 350 | 3.0(84.96) | 90 (6.3) | 5"(125) | 1.1 0.50 | 3/8" | 89.0 | 4.4 |
| NE-451R | 1/2" | 5-20(6.7-27) | 25 33.9 | 350 | 3.0(84.96) | 90 (6.3) | 5"(125) | 1.1 0.50 | 3/8" | 89.0 | 4.4 |
| NE-251 | 1/4" | 5-15(6.7-20) | 22 30 | 350 | 3.0(84.96) | 90 (6.3) | 5"(125) | 1.1 0.50 | 3/8" | 89.0 | 4.4 |
| NE-351 | 3/8" | 5-15(6.7-20) | 22 30 | 350 | 3.0(84.96) | 90 (6.3) | 5"(125) | 1.1 0.50 | 3/8" | 89.0 | 4.4 |
| NE-451 | 1/2" | 5-20(6.7-27) | 25 33.9 | 350 | 3.0(84.96) | 90 (6.3) | 5"(125) | 1.1 0.50 | 3/8" | 89.0 | 4.4 |
| NE-488 | 1/2" | 10-40(13.5-54) | 60 81 | 150 | 4.5(127.4) | 90(6.3) | 10-13/16"(275) | 3.2 1.45 | 3/8" | 85.0 | 3.9 |
| NE-332 | 3/8" | 10-45(13.5-61) | 60 81 | 160 | 4.0(113.28) | 90 (6.3) | 10-3/8"(265) | 3.6 1.22 | 3/8" | 90.5 | 4.4 |
| NE-432 | 1/2" | 10-45(13.5-61) | 60 81 | 160 | 4.0(113.28) | 90 (6.3) | 10-3/8"(265) | 3.6 1.22 | 3/8" | 89.8 | 5.2 |
| NE-321 | 3/8" | 10-35(13.5-47) | 50 68 | 160 | 4.0(113.28) | 90 (6.3) | 10-3/8"(265) | 2.3 1.04 | 3/8" | 91.0 | 3.9 |
| NE-421 | 1/2" | 10-35(13.5-47) | 50 68 | 160 | 4.0(113.28) | 90 (6.3) | 10-3/8"(265) | 2.3 1.04 | 3/8" | 92.8 | 4.6 |

AIR RATCHET WRENCH



NE-343 / 443

3/8" & 1/2" DRIVE Air inlet : 1/4"



NE-0413 [KIT] NE-0413S [KIT]

1/2" DRIVE Air inlet : 1/4"



- 1pc Air Ratchet Wrench(NE-461)
- 8pcs 3/4" Hex Thru-hole socket : 8,9,10,12,13,14,17,19 mm (NE-0413)
- 8pcs 3/4" Hex Thru-hole socket : 5/16",3/8",7/16",1/2",9/16",5/8",11/16",3/4" (NE-0413S)
- 1pc 3" Extension Bar
- 2pcs 1/2" 3/8" Adapter
- 1pc Plug

| | Square Drive | Torque Range | Max Torque | | Free Speed | Avg. Air Consumption | Air Pressure | Overall Length | Net Weight | | Air Hose | Sound Pressure | Vibration Level |
|--------|--------------|----------------|------------|-------|------------|----------------------|--------------|----------------|------------|------|----------|----------------|------------------|
| | Inch | FT-LB (Nm) | FT-LB | Nm | R.P.M | CFM (L/min) | PSI (bar) | Inch (mm) | LBS | kg | Inch | dBA | m/s ² |
| | | | | | | | | | | | | | |
| NE-251 | 1/4" | 5-15(6.7-20) | 22 | 30 | 350 | 3.0(84.96) | 90 (6.3) | 5"(125) | 1.1 | 0.50 | 3/8" | 89.0 | 4.4 |
| NE-351 | 3/8" | 5-15(6.7-20) | 22 | 30 | 350 | 3.0(84.96) | 90 (6.3) | 5"(125) | 1.1 | 0.50 | 3/8" | 89.0 | 4.4 |
| NE-451 | 1/2" | 5-20(6.7-27) | 25 | 33.9 | 350 | 3.0(84.96) | 90 (6.3) | 5"(125) | 1.1 | 0.50 | 3/8" | 89.0 | 4.4 |
| NE-488 | 1/2" | 10-40(13.5-54) | 60 | 81 | 150 | 4.5(127.4) | 90(6.3) | 10-13/16"(275) | 3.2 | 1.45 | 3/8" | 85.0 | 3.9 |
| NE-343 | 3/8" | 10-55(13.5-74) | 75 | 101.7 | 160 | 4.0(113.28) | 90 (6.3) | 11"(280) | 2.8 | 1.30 | 3/8" | 84.0 | 4.4 |
| NE-443 | 1/2" | 10-55(13.5-74) | 100 | 135.6 | 160 | 4.0(113.28) | 90 (6.3) | 11"(280) | 2.8 | 1.30 | 3/8" | 84.0 | 4.4 |
| NE-461 | 1/2" | 10-65(13.5-88) | 100 | 135 | 180 | 4.0(113) | 90(6.3) | 10-3/8"(270) | 2.6 | 1.20 | 3/8" | 83.0 | 2.3 |



NE-399 / 499

3/8" & 1/2" DRIVE Jumbo Hammer Type
Air inlet : 1/4"



NE-499N

1/2" DRIVE Air inlet : 1/4"



- Air Angle Impact Wrench : 1pc (NE-499)
- Stubby impact sockets, 6 points :
- 9pcs 9, 10, 11, 13, 14, 17, 19, 22, 24 mm
- 1/4" plug : 1pc

| | Square Drive | Bolt Capacity | Torque Range | Max Torque | | Free Speed | Avg. Air Consumption | Air Pressure | Overall Length | Net Weight | | Air Hose | Sound Pressure | Vibration Level |
|--------|--------------|---------------|----------------|------------|-----|------------|----------------------|--------------|----------------|------------|------|----------|----------------|------------------|
| | Inch | Inch (mm) | FT-LB (Nm) | FT-LB | Nm | R.P.M | CFM (L/min) | PSI (bar) | Inch (mm) | LBS | kg | Inch | dBA | m/s ² |
| | | | | | | | | | | | | | | |
| NE-399 | 3/8" | 9/16"(14) | 50-130(68-176) | 180 | 244 | 7500 | 2.45(69.4) | 90(6.3) | 13-3/8"(340) | 4.0 | 1.83 | 3/8" | 93.0 | 9.9 |
| NE-499 | 1/2" | 9/16"(14) | 50-150(68-203) | 250 | 339 | 7500 | 2.45(69.4) | 90(6.3) | 13-3/8"(340) | 4.0 | 1.83 | 3/8" | 93.0 | 9.9 |



NE-0405-KIT

1/2" DRIVE 5 IN 1 Air inlet : 1/4"
MULTIPLE TOOL KIT



- 1pc NE-9004
- 1pc QA-9120
- 1pc QA-9620
- 1pc QB-9903
- 1pc QE-2132


60FT-LB / 81Nm



Watchet NE-9004 1pc



Air drill QE-2132 1pc



Angle Grinder QB-9903 1pc



Die Grinder QA-9120 1pc



Angle Die Grinder QA-9620 1pc

| | Cylinder Power | Chuck Capacity | Free Speed | Net Weight | Overall Length | Avg. Air Consumption | Air Pressure | Air Inlet Size | Air Hose | Sound Pressure |
|---------|----------------|-------------------------|------------|------------|----------------|----------------------|--------------|----------------|----------|----------------|
| | hp(w) | Inch (mm) | R.P.M | kg | mm | (L/min) | PSI (bar) | Inch | Inch | dBA |
| QA-9120 | 0.5(372) | 1/4" & 1/8" (6mm & 3mm) | 20,000 | 0.73 | 202 | 5 | 90(6.3) | 1/4" | 3/8" | 82 |
| NE-9004 | 0.5(372) | 1/2"(13) | 150 | 1.488 | 287 | 5 | 90(6.3) | 1/4" | 3/8" | 82 |
| QE-2132 | 0.5(372) | 3/8"(10) | 2500 | 1.143 | 248 | 5 | 90(6.3) | 1/4" | 3/8" | 82 |
| QB-9903 | 0.5(372) | PAD DIA 3"(76) | 14,000 | 0.976 | 211 | 5 | 90(6.3) | 1/4" | 3/8" | 82 |
| QA-9620 | 0.5(372) | 1/4" & 1/8" (6mm & 3mm) | 14,000 | 0.89 | 208 | 5 | 90(6.3) | 1/4" | 3/8" | 82 |

NEW PRODUCT



NE-2905

1/4" DRIVE Air inlet : 1/4"

5" extended



NE-3310 / 4310

3/8" & 1/2" DRIVE Air inlet : 1/4"

10" extended



NE-2803 / 3803

1/4" & 3/8" DRIVE Air inlet : 1/4"



NE-3808 / 4808

3/8" & 1/2" DRIVE Air inlet : 1/4"



| | Square Drive | Torque Range | Max Torque | Free Speed | Avg. Air Consumption | Air Pressure | Overall Length | Net Weight | Air Hose | Sound Pressure | Vibration Level |
|---------|--------------|----------------|------------|------------|----------------------|--------------|----------------|------------|----------|----------------|-----------------|
| | Inch | FT-LB (Nm) | FT-LB Nm | R.P.M | CFM (L/min) | PSI (bar) | Inch (mm) | LBS kg | Inch | dBA | m/s² |
| | | | | | | | | | | | |
| NE-2905 | 1/4" | 5-15(7-20) | 22 30 | 300 | 3.0(85) | 90 (6.3) | 11-1/2"(290) | 1.85 0.84 | 3/8" | 89 | 4.4 |
| NE-3310 | 3/8" | 15-55(70-75) | 70 95 | 160 | 4.0(113) | 90 (6.3) | 20-7/8"(530) | 3.85 1.75 | 3/8" | 82 | 1.2 |
| NE-4310 | 1/2" | 15-55(20-75) | 70 95 | 160 | 4.0(113) | 90 (6.3) | 20-7/8"(530) | 3.85 1.75 | 3/8" | 82 | 1.2 |
| NE-2803 | 1/4" | 5-15(7-20) | 35 47.6 | 300 | 3.6(102) | 90 (6.3) | 8-1/2"(220) | 1.39 0.63 | 3/8" | 92.8 | 3.2 |
| NE-3803 | 3/8" | 5-30(7-40) | 35 47.6 | 300 | 3.6(102) | 90 (6.3) | 8-1/2"(220) | 1.39 0.63 | 3/8" | 92.0 | 3.2 |
| NE-3808 | 3/8" | 10-55(13.5-74) | 80 108.8 | 180 | 4.0(113) | 90 (6.3) | 12"(300) | 2.77 1.26 | 3/8" | 95.0 | 3.6 |
| NE-4808 | 1/2" | 10-55(13.5-74) | 80 108.8 | 180 | 4.0(113.28) | 90 (6.3) | 12"(280) | 2.77 1.26 | 3/8" | 95.0 | 3.6 |

AIR DIE GRINDER



QA-1211 / QA-1221 A/B QA-2211 / QA-2221 A/B

AIR DIE GRINDER
Safety Lever Type Throttle
Air inlet : 1/4"



QA-1211 / QA-1221



QA-2211 / QA-2221



QA-131 A/B

AIR DIE GRINDER Air inlet : 1/4"
Roll Type Throttle



QA-141 A/B QA-141L A/B

AIR DIE GRINDER Air inlet : 1/4"
QA-141-Roll Type Throttle
QA-141L-Lever Type Throttle



QA-151 A/B

AIR DIE GRINDER Air inlet : 1/4"
Roll Type Throttle



QA-633Q A/B

97° Air Angle Die Grinder
Air inlet : 1/4"



QA-681 A/B

AIR ANGLE DIE GRINDER
Air inlet : 1/4"
Stylized grip



QA-163 A/B QA-163L A/B

AIR DIE GRINDER Air inlet : 3/8"
QA-163-Roll Type Throttle
QA-163L-Lever Type Throttle



QA-143 A/B

AIR DIE GRINDER Air inlet : 1/4"
Roll Type Throttle





QA-1710A/B

EXTENDED AIR DIE GRINDER Air inlet : 1/4"



QA-632Q A / B

97°AIR ANGLE DIE GRINDER Air inlet : 1/4"



QA-611 A / B

90°AIR ANGLE DIE GRINDER Air inlet : 1/4"



| | Collet Size A mm | Collet Size B inch | Free Speed R.P.M | Avg. Air Consumption CFM (L/min) | Air Pressure PSI (bar) | Overall Length Inch (mm) | Motor HP | Net Weight LBS(kg) | | Air Hose Inch | Sound Pressure dBA | Vibration Level m/s ² |
|---------|---------------------|-----------------------|---------------------|-------------------------------------|---------------------------|-----------------------------|-------------|-----------------------|------|------------------|-----------------------|-------------------------------------|
| | | | | | | | hp | lb | kg | | | |
| QA-1211 | 3 | 1/8" | 25000 | 14 | 90 (6.3) | 7-11/16"(196) | 0.4 | 1.1 | 0.49 | 3/8" | 68 | 0.9 |
| QA-1221 | 6 | 1/4" | 25000 | 14 | 90 (6.3) | 7-11/16"(196) | 0.4 | 1.1 | 0.49 | 3/8" | 68 | 0.9 |
| QA-2211 | 3 | 1/8" | 20000 | 14 | 90 (6.3) | 8-7/16"(215) | 0.6 | 1.6 | 0.71 | 3/8" | 75 | 0.9 |
| QA-2221 | 6 | 1/4" | 20000 | 14 | 90 (6.3) | 8-7/16"(215) | 0.6 | 1.6 | 0.71 | 3/8" | 75 | 0.9 |
| QA-633Q | 6 & 3 | 1/4" & 1/8" | 15000 | 17.2(490) | 90(6.3) | 7-1/8"(180) | 0.6 | 1.54 | 0.70 | 3/8" | 78 | 2.5 |
| QA-131 | 3 | 1/8" | 30000 | 14.0(396) | 90(6.3) | 6-11/16"(170) | 0.4 | 1.3 | 0.60 | 3/8" | 75.0 | 2.5 |
| QA-681 | 6 & 3 | 1/4" & 1/8" | 20000 | 5.0(141) | 90(6.3) | 7-11/16" (195) | 0.5 | 1.76 | 0.8 | 3/8" | 85.0 | 1.8 |
| QA-141 | 6 | 1/4" | 24000 | 14.0(396) | 90(6.3) | 6-11/16"(170) | 0.4 | 1.3 | 0.60 | 3/8" | 75.0 | 2.5 |
| QA-141L | 6 | 1/4" | 24000 | 14.0(396) | 90(6.3) | 6-11/16"(170) | 0.4 | 1.3 | 0.60 | 3/8" | 75.0 | 2.5 |
| QA-143 | 6 | 1/4" | 24000 | 14.0(396) | 90(6.3) | 11-11/16"(296) | 0.4 | 2.0 | 0.90 | 3/8" | 75.0 | 2.5 |
| QA-151 | 6 | 1/4" | 18000 | 12.2(345) | 90(6.3) | 7"(177) | 0.9 | 1.76 | 0.80 | 3/8" | 75.0 | 2.1 |
| QA-163 | 6 | 1/4" | 16000 | 5.0(141) | 90(6.3) | 12"(305) | 0.9 | 2.7 | 1.25 | 3/8" | 90.0 | 2.8 |
| QA-163L | 6 | 1/4" | 16000 | 5.0(141) | 90(6.3) | 13-25/32"(350) | 0.9 | 2.9 | 1.31 | 3/8" | 90.0 | 2.8 |
| QA-1710 | 6 | 1/4" | 18000 | 5.0(141) | 90(6.3) | 18-5/16"(465) | 0.4 | 2.36 | 1.07 | 3/8" | 80.0 | 1.5 |
| QA-632Q | 6 & 3 | 1/4" & 1/8" | 22000 | 12.3(350) | 90(6.3) | 7"(177) | 0.4 | 1.12 | 0.51 | 3/8" | 75.0 | 2.5 |
| QA-611 | 6 & 3 | 1/4" & 1/8" | 19000 | 10.0(283) | 90(6.3) | 6-1/8"(160) | 0.3 | 1.12 | 0.51 | 3/8" | 74.4 | 1.7 |

AIR DIE GRINDER



QA-110 A / B

AIR DIE GRINDER Air inlet : 1/4"

Stylized grip



QA-101 A / B

AIR DIE GRINDER Air inlet : 1/4"



**Mighty Mini
119mm**



QA-111 A / B

AIR DIE GRINDER Air inlet : 1/4"



QA-210 A / B

AIR DIE GRINDER Air inlet : 1/4"

Keyless Collet



QA-211 A / B

AIR DIE GRINDER Air inlet : 1/4"



QA-241 A / B

AIR DIE GRINDER Air inlet : 1/4"



QA-231Q A / B

AIR DIE GRINDER Air inlet : 1/4"



QA-311 A / B

AIR DIE GRINDER Air inlet : 1/4"



QA-313 A / B

AIR DIE GRINDER Air inlet : 1/4"



QA-315 A / B

AIR DIE GRINDER Air inlet : 1/4"





QA-6205 A / B

Extended 90° Air Angle Die Grinder
Safety Lever Type Throttle

Air inlet : 1/4"



Exhaust

360° Swivel Exhaust

6"(152mm) extended



QA-116 A / B

AIR DIE GRINDER Air inlet : 1/4"



Exhaust

Stylized grip



QA-0115 A / B

QA-0215 A / B

AIR DIE GRINDER 15PCS KIT

Air inlet : 1/4"

- 1pc Air Die Grinder (QA-111 / 211)
- 1pc Collet (3 mm or 1/8")
- 2pcs Spanner Wrench
- 5pcs Grinding Stone (3 mm or 1/8")
- 5pcs Grinding Stone (6mm or 1/4")
- 1pc Plug (adapter)



QA-0615 A / B

AIR DIE GRINDER 15PCS KIT

Air inlet : 1/4"

- 1pc Air Die Grinder (QA-611)
- 1pc Collet (3 mm or 1/8")
- 2pcs Spanner Wrench
- 5pcs Grinder Stone (3 mm or 1/8")
- 5pcs Grinder Stone (6 mm or 1/4")
- 1pc Plug (adapter)



QA-0207 A / B

AIR DIE GRINDER 7PCS KIT

Air inlet : 1/4"

- 1pc Air Die Grinder (QA-210)
- 5pcs Grinder stone (6mm or 1/4")
- 1pc Plug (adapter)



| | Collet Size A mm | Collet Size B inch | Free Speed R.P.M | Avg. Air Consumption CFM (L/min) | Air Pressure PSI (bar) | Overall Length Inch (mm) | Motor HP | Net Weight LBS(kg) | Air Hose Inch | Sound Pressure dBA | Vibration Level m/s ² |
|---------|---------------------|-----------------------|---------------------|-------------------------------------|---------------------------|-----------------------------|-------------|-----------------------|------------------|-----------------------|-------------------------------------|
| | | | | | | | hp | | | | |
| QA-6205 | 6 | 1/4" | 14500 | 3.5 | 90 (6.3) | 12-1/8"(308) | 0.5 | 2.09 | 0.95 | 3/8" | -- |
| QA-110 | 6 & 3 | 1/4" & 1/8" | 22000 | 5.0(141) | 90 (6.3) | 7-5/16"(186) | 0.5 | 1.36 | 0.62 | 3/8" | 85.0 |
| QA-101 | 6 & 3 | 1/4" & 1/8" | 25000 | 6.3(178) | 90(6.3) | 4-11/16"(119) | 0.3 | 0.71 | 0.32 | 3/8" | 80.0 |
| QA-111 | 6 & 3 | 1/4" & 1/8" | 25000 | 10.0(283) | 90(6.3) | 6"(155) | 0.3 | 0.8 | 0.38 | 3/8" | 81.5 |
| QA-210 | 6 | 1/4" | 20000 | 10.0(283) | 90(6.3) | 7-1/2"(190) | 0.9 | 1.4 | 0.65 | 3/8" | 75.7 |
| QA-211 | 6 & 3 | 1/4" & 1/8" | 20000 | 10.0(283) | 90(6.3) | 7-1/2"(190) | 0.9 | 1.4 | 0.65 | 3/8" | 75.7 |
| QA-231Q | 6 & 3 | 1/4" & 1/8" | 20000 | 14.8(420) | 90(6.3) | 5-29/32"(150) | 0.45 | 0.8 | 0.35 | 3/8" | 80.0 |
| QA-241 | 6 | 1/4" | 4000 | 10.6(283) | 90(6.3) | 8-5/8"(220) | 0.5 | 1.6 | 0.75 | 3/8" | 75.0 |
| QA-311 | 6 & 3 | 1/4" & 1/8" | 25000 | 10.0(283) | 90(6.3) | 7-1/2"(190) | 0.3 | 1.0 | 0.48 | 3/8" | 81.5 |
| QA-313 | 6 & 3 | 1/4" & 1/8" | 25000 | 10.0(283) | 90(6.3) | 9-1/4"(235) | 0.3 | 1.2 | 0.58 | 3/8" | 81.5 |
| QA-315 | 6 & 3 | 1/4" & 1/8" | 25000 | 10.0(283) | 90(6.3) | 11"(280) | 0.3 | 1.4 | 0.63 | 3/8" | 81.5 |
| QA-116 | 6 & 3 | 1/4" & 1/8" | 22000 | 5.0(141) | 90 (6.3) | 13-9/16"(345) | 0.5 | 2.53 | 1.15 | 3/8" | 85.0 |

MICRO AIR DIE GRINDER



QA-4507

A:6mm B:1/4"
MICRO AIR DIE GRINDER
Air inlet : 1/4"



QA-412

A:3mm B:1/8"
MICRO AIR DIE GRINDER
Air inlet : 1/4"



QA-421

A:3mm B:1/8"
MICRO AIR DIE GRINDER
Air inlet : 1/4"



QA-431

A:3mm B:1/8"
MICRO AIR DIE GRINDER
Air inlet : 1/4"



QA-432

A:3mm B:1/8"
MICRO AIR DIE GRINDER
Air inlet : 1/4"



QA-511

ENGRAVING PEN
Air inlet : 1/4"



QA-441

A:3mm B:1/8"
MICRO AIR DIE GRINDER
Air inlet : 1/4"



| | Collet Size inch(mm) | Free Speed R.P.M | Blow Per Minute bpm | Avg. Air Consumption CFM (L/min) | Air Pressure PSI (bar) | Overall Length Inch (mm) | Hose Length mm | Net Weight LBS(kg) | Air Hose Inch | Sound Pressure dBA | Vibration Level m/s² |
|---------|-------------------------|---------------------|------------------------|-------------------------------------|---------------------------|-----------------------------|-------------------|-----------------------|------------------|-----------------------|-------------------------|
| | | | | | | | | | | | |
| QA-4507 | 1/4"(6) | 32000 | ---- | 4.0(113) | 90(6.3) | 14-11/32"(364) | 1500 | 0.88 0.40 | 3/8" | 85.0 | 1.2 |
| QA-412 | 1/8" (3) | 60000 | ---- | 2.7(76) | 90(6.3) | 6-3/4"(170) | 1500 | 0.50 0.22 | 3/8" | 70.0 | 0.5 |
| QA-421 | 1/8" (3) | 60000 | ---- | 2.7(76) | 90(6.3) | 6"(150) | 1500 | 0.50 0.22 | 3/8" | 70.0 | 0.5 |
| QA-431 | 1/8" (3) | 54000 | ---- | 2.0(56) | 90(6.3) | 5-3/8"(137) | 1425 | 0.40 0.18 | 3/8" | 70.0 | 0.5 |
| QA-432 | 1/8" (3) | 70000 | ---- | 1.0(29) | 90(6.3) | 5-3/8"(137) | 1425 | 0.40 0.18 | 3/8" | 70.0 | 0.5 |
| QA-511 | ---- | ---- | 13000 | 1.0(29) | 90(6.3) | 5-1/2"(140) | 1420 | 0.50 0.22 | 3/8" | 78.0 | 0.6 |
| QA-441 | 1/8"(3) | 60000 | ---- | 2.0(56) | 90(6.3) | 5-5/16"(135) | 1500 | 0.40 0.18 | 3/8" | 71.0 | 1.0 |

AIR ANGLE GRINDER

• Note : The grinding wheel is not supplied along with the tool



QB-7315 S/M

2.3hp Air Angle Grinder / Lever Type Throttle
Air inlet : 1/4"



QB-7114 S/M

QB-7145 S/M

QB-7115 S/M

100° 1.3hp Air Angle Grinder / Lever Type Throttle
Air inlet : 1/4"



QB-194 / QB-194L

Roll Type / Lever Type Throttle
Air inlet : 3/8"



QB-192 / QB-192L













Roll Type / Lever Type Throttle
Air inlet : 3/8"



QB-193 / QB-193L

Roll Type / Lever Type Throttle
Air inlet : 3/8"



| | Pad Dia inch(mm) | Spindle Size | Free Speed R.P.M | Avg. Air Consumption CFM (L/min) | Air Pressure PSI (bar) | Overall Length Inch (mm) | Motor HP | Net Weight LBS(kg) | Air Hose Inch | Sound Pressure dBA | Vibration Level m/s² | |
|--------------|---|---|---|---|---|---|---|--|---|---|---|---|
| |  |  |  |  |  |  |  |  |  |  |  |  |
| QB-7315M | 5" | M14*P2.0 | 10000 | 6.9(195) | 90(6.3) | 9-1/4"(234) | 2.3 | 4.0 | 1.8 | 1/2" | 88 | 3.8 |
| QB-7315S | 127 | 5/8"-11 | 10000 | 6.9(195) | 90(6.3) | 9-1/4"(234) | 2.3 | 4.0 | 1.8 | 1/2" | 88 | 3.8 |
| QB-7114(S/M) | 4"(100) | 3/8"-24 / M10*P1.5 | 11000 | 4.2(119) | 90(6.3) | 9-1/8"(232) | 1.30 | 4.0 | 1.81 | 3/8" | 90.0 | 1.2 |
| QB-7145(S/M) | 4-1/2"(114) | 5/8"-11 / M14*P2.0 | 11000 | 4.2(119) | 90(6.3) | 9-1/8"(232) | 1.30 | 4.0 | 1.81 | 3/8" | 90.0 | 1.2 |
| QB-7115(S/M) | 5"(125) | 5/8"-11 / M14*P2.0 | 11000 | 4.2(119) | 90(6.3) | 9-1/8"(232) | 1.30 | 4.0 | 1.81 | 3/8" | 90.0 | 1.2 |
| QB-194 | 4"(100x16) | M8 X 1.25 | 12000 | 4.9(138) | 90(6.3) | 8-15/32"(215) | 0.9 | 4.2 | 1.9 | 3/8" | 91.0 | 2.6 |
| QB-194L | 4"(100x16) | M8 X 1.25 | 12000 | 4.9(138) | 90(6.3) | 10-23/32"(272) | 0.9 | 4.6 | 2.1 | 3/8" | 89.0 | 2.5 |
| QB-192 | 2"(50) | 1/4"-28 | 15000 | 5.3(150) | 90 (6.3) | 6-1/8"(154) | 0.36 | 1.3 | 0.6 | 3/8" | 81 | 2 |
| QB-193 | 3"(75) | M8 | 13500 | 5.8(164) | 90 (6.3) | 7-1/8"(180) | 0.44 | 2.4 | 1.1 | 3/8" | 85 | 2.5 |

AIR ANGLE GRINDER

● Note : The grinding wheel is not supplied along with the tool



QB-104X/105X

ROLL TYPE THROTTLE

Air inlet : 1/4"



QB-114X/115X

ROLL TYPE THROTTLE

Air inlet : 1/4"



QB-124/125

ROLL TYPE THROTTLE

Air inlet : 1/4"



QB-134X/135X QB-154X/155X

ROLL TYPE THROTTLE

Air inlet : 1/4"



QB-144X/145X QB-164X/165X

ROLL TYPE THROTTLE

Air inlet : 1/4"



QB-117

ROLL TYPE THROTTLE

Air inlet : 1/4"



QB-177

ROLL TYPE THROTTLE

Air inlet : 1/4"



QB-197Q

LEVER TYPE THROTTLE

Air inlet : 3/8"



QB-199 S/M

LEVER TYPE THROTTLE

Air inlet : 3/8"



QB-179

AIR VERTICAL GRINDER
LEVER TYPE THROTTLE

Air inlet : 1/2"



QB-185

AIR VERTICAL GRINDER
LEVER TYPE THROTTLE

Air inlet : 3/8"



QB-187

AIR VERTICAL GRINDER
LEVER TYPE THROTTLE

Air inlet : 3/8"



● Note : The grinding wheel is not supplied along with the tool

★★★
QB-194-CN
ROLL TYPE THROTTLE
Air inlet : 3/8"



★★★
QB-195-CN
ROLL TYPE THROTTLE
Air inlet : 3/8"



| | Pad Dia / Arbor Size | Spindle Size | Free Speed | Avg. Air Consumption | Air Pressure | Overall Length | Motor | Net Weight | | Air Hose | Sound Pressure | Vibration Level |
|---------|-------------------------|-----------------|---------------|-------------------------|-----------------|-------------------|-------|---------------|------|-------------|-------------------|--------------------|
| | inch(mm) | | R.P.M | CFM (L/min) | PSI (bar) | Inch (mm) | HP | LBS(kg) | | Inch | dBA | m/s ² |
| | | | | | | | hp | | | | | |
| QB-104X | 4"(100x16) | 3/8"-24 | 11000 | 6.0(170) | 90(6.3) | 8-7/8"(226) | 0.78 | 4.0 | 1.81 | 3/8" | 87.8 | 1.2 |
| QB-105X | 5"(125x22) | 5/8"-11 | 11000 | 6.0(170) | 90(6.3) | 8-7/8"(226) | 0.78 | 4.0 | 1.81 | 3/8" | 87.1 | 1.2 |
| QB-114X | 4"(100x16) | 3/8"-24 | 11000 | 6.0(170) | 90(6.3) | 9"(230) | 0.78 | 4.0 | 1.81 | 3/8" | 87.8 | 1.2 |
| QB-115X | 5"(125x22) | 5/8"-11 | 11000 | 6.0(170) | 90(6.3) | 9"(230) | 0.78 | 4.0 | 1.81 | 3/8" | 87.1 | 1.2 |
| QB-124 | 4"(100x16) | 3/8"-24 | 11000 | 6.0(170) | 90(6.3) | 9"(230) | 0.80 | 3.8 | 1.73 | 3/8" | 85.7 | 3.0 |
| QB-125 | 5"(125x22) | 5/8"-11 | 11000 | 6.0(170) | 90(6.3) | 9"(230) | 0.80 | 3.9 | 1.78 | 3/8" | 87.0 | 5.9 |
| QB-134X | 4"(100x16) | M10xP1.5 | 11000 | 6.0(170) | 90(6.3) | 9"(230) | 0.78 | 4.0 | 1.81 | 3/8" | 87.8 | 1.2 |
| QB-135X | 5"(125x22) | M14xP2.0 | 11000 | 6.0(170) | 90(6.3) | 9"(230) | 0.78 | 4.0 | 1.81 | 3/8" | 87.1 | 1.2 |
| QB-144X | 4"(100x16) | M10xP1.5 | 11000 | 6.0(170) | 90(6.3) | 8-7/8"(226) | 0.78 | 4.0 | 1.81 | 3/8" | 87.8 | 1.2 |
| QB-145X | 5"(125x22) | M14xP2.0 | 11000 | 6.0(170) | 90(6.3) | 8-7/8"(226) | 0.78 | 4.0 | 1.81 | 3/8" | 87.8 | 1.2 |
| QB-154X | 4"(100x16) | 3/8"-24 | 11000 | 6.0(170) | 90(6.3) | 9"(230) | 0.78 | 3.8 | 1.73 | 3/8" | 87.8 | 1.2 |
| QB-155X | 5"(125x22) | 5/8"-11 | 11000 | 6.0(170) | 90(6.3) | 9"(230) | 0.78 | 3.9 | 1.78 | 3/8" | 87.8 | 1.2 |
| QB-164X | 4"(100x16) | 3/8"-24 | 11000 | 6.0(170) | 90(6.3) | 8-7/8"(226) | 0.78 | 4.0 | 1.81 | 3/8" | 87.8 | 1.2 |
| QB-165X | 5"(125x22) | 5/8"-11 | 11000 | 6.0(170) | 90(6.3) | 8-7/8"(226) | 0.78 | 4.0 | 1.81 | 3/8" | 87.8 | 1.2 |
| QB-117 | 7"(178x22) | ----- | 7000 | 9.0(255) | 90(6.3) | 13-1/2"(343) | 1.0 | 7.1 | 3.22 | 1/2" | 89.7 | 1.0 |
| QB-177 | 7"(178x22) | 5/8"-11 | 7600 | 6.0(170) | 90(6.3) | 11-13/16"(300) | 2.0 | 7.2 | 3.3 | 3/8" | 92.0 | 2.7 |
| QB-197Q | 7"(178x22) | 5/8"-11 | 7000 | 6.0(170) | 90(6.3) | 13-15/16"(353) | 2.2 | 6.8 | 3.1 | 3/8" | 77.0 | 2.4 |
| QB-199S | 9"(230x22) | 5/8" | 5900 | 6.8(178) | 90(6.3) | 14"(360) | 2.5 | 9.9 | 4.5 | 3/8" | 98.0 | 3.75 |
| QB-199M | 9"(230x22) | M14 X P2.0 | 5900 | 6.8(178) | 90(6.3) | 14"(360) | 2.5 | 9.9 | 4.5 | 3/8" | 98.0 | 3.75 |
| QB-179 | 9"(230x22) | 5/8"-11 | 6000 | 7.0(198) | 90(6.3) | 11"(279) | 3.8 | 13.2 | 6.0 | 3/4" | 86.0 | 2.1 |
| QB-185 | 5"(125x22) | 5/8"-11 | 12000 | 6.0(170) | 90(6.3) | 9-9/64"(232) | 1.4 | 6.2 | 2.8 | 1/2" | 86.0 | 2.1 |
| QB-187 | 7"(178x22) | 5/8"-11 | 7000 | 6.0(170) | 90(6.3) | 9-23/32"(247) | 2.0 | 8.8 | 4.0 | 1/2" | 86.0 | 2.1 |

AIR ANGLE GRINDER



QB-1004

ROLL TYPE THROTTLE

Air inlet : 1/4"



QB-623

2" AIR ANGLE GRINDER
Lever Type Throttle

Air inlet : 1/4"



Note : The grinding wheel is not supplied along with the tool



QB-195L-85

QB-195L-120

LEVER TYPE THROTTLE

Air inlet : 3/8"



QB-195-85

QB-195-120

ROLL TYPE THROTTLE

Air inlet : 3/8"



Note : The grinding wheel is not supplied along with the tool

Note : The grinding wheel is not supplied along with the tool



QB-2925

AIR STRAIGHT GRINDER
ROLL TYPE THROTTLE

Air inlet : 3/8"



Note : The grinding wheel is not supplied along with the tool

Used With Straight Grinding Wheel



QB-2925L

AIR STRAIGHT GRINDER
LEVER TYPE THROTTLE

Air inlet : 3/8"



Note : The grinding wheel is not supplied along with the tool

Used With Straight Grinding Wheel

| | Pad Dia / Arbor Size inch(mm) | Spindle Size | Free Speed R.P.M | Avg. Air Consumption CFM (L/min) | Air Pressure PSI (bar) | Overall Length Inch (mm) | Motor HP | Net Weight LBS(kg) | Air Hose Inch | Sound Pressure dBA | Vibration Level m/s ² |
|------------|----------------------------------|--------------|---------------------|-------------------------------------|---------------------------|-----------------------------|-------------|-----------------------|------------------|-----------------------|-------------------------------------|
| | | | | | | | | | | | |
| QB-1004 | 4" (100x16) | M8 X 1.25 | 13500 | 4.9(138) | 90(6.3) | 7-3/32"(215) | 0.6 | 2.6 | 1.2 | 3/8" | 2.5 |
| QB-2925 | (65x13x9.5) | M10 X 1.5 | 16000 | 5.0(141) | 90(6.3) | 10-11/16"(270) | 0.9 | 2.9 | 1.33 | 3/8" | 2.8 |
| QB-2925L | (65x13x9.5) | M10 X 1.5 | 16000 | 5.0(141) | 90(6.3) | 12-25/32"(324) | 0.9 | 3.0 | 1.39 | 3/8" | 2.8 |
| QB-623 | 2"(50x10) | M14 X P2.0 | 19000 | 8.1(283) | 90(6.3) | 6-5/16"(160) | 0.3 | 1.2 | 0.57 | 3/8" | 0.5 |
| QB-194-CN | 4"(100x16) | M8 X 1.25 | 13500 | 4.8(136) | 90(6.3) | 8-15/64"(210) | 0.8 | 4.2 | 1.9 | 3/8" | 2.8 |
| QB-195-CN | 5"(125x22) | 1/2"-13 | 12000 | 4.9(138) | 90(6.3) | 8-15/32"(215) | 1.0 | 4.4 | 2.0 | 3/8" | 2.6 |
| QB-195-85 | 5"(125x22) | 1/2"-13 | 8500 | 4.9(138) | 90(6.3) | 8-15/16"(227) | 1.4 | 5.3 | 2.4 | 3/8" | 2.1 |
| QB-195-120 | 5"(125x22) | 1/2"-13 | 12000 | 5.1(144) | 90(6.3) | 10-13/16"(275) | 1.4 | 5.5 | 2.5 | 3/8" | 2.1 |



QB-311

AIR BELT SANDER
Air inlet : 1/4"



QB-312

AIR BELT SANDER
Air inlet : 1/4"



QB-313

AIR BELT SANDER
Air inlet : 1/4"



QB-321

AIR BELT SANDER
Air inlet : 1/4"



QB-324

AIR BELT SANDER
Air inlet : 1/4"



QB-322

AIR BELT SANDER
Air inlet : 1/4"



QB-322RC

AIR BELT SANDER - ANGLE FELXIBLE
Air inlet : 1/4"



QB-325N[SET]

AIR BELT SANDER
Air inlet : 1/4"



| | Belt Size Pad Dia inch(mm) | Free Speed R.P.M | Avg. Air Consumption CFM (L/min) | Air Pressure PSI (bar) | Overall Length Inch (mm) | Net Weight LBS kg | Air Hose Inch | Sound Pressure dBA | Vibration Level m/s² |
|-------------|----------------------------------|------------------------|--|------------------------------|--------------------------------|----------------------------|---------------------|--------------------------|----------------------------|
| | | | | | | | | | |
| QB-311 | 3/8"x13"(10x330) | 16000 | 8.0(226) | 90(6.3) | 11-1/2"(290) | 1.76 0.80 | 3/8" | 89.7 | 0.5 |
| QB-312 | 3/4"x20-1/2"(20x520) | 16000 | 9.0(254) | 90(6.3) | 14"(360) | 2.65 1.20 | 3/8" | 91.8 | 0.4 |
| QB-313 | 1-3/16"x21-1/4"(30x540) | 13000 | 10.0(283) | 90(6.3) | 15-3/8"(390) | 5.28 2.40 | 3/8" | 81.0 | 1.2 |
| QB-321 | 3/8"x13"(10x330) | 16000 | 4.0(113) | 90(6.3) | 12-5/8"(320) | 2.1 0.95 | 3/8" | 88.0 | 1.0 |
| QB-322 | 3/4"x20-1/2"(20x520) | 16000 | 4.0(113) | 90(6.3) | 17"(430) | 3.1 1.40 | 3/8" | 88.0 | 1.3 |
| QB-322RC | 3/4"x20"-1/2"(20x520) | 16000 | 4.0(113) | 90(6.3) | 17"(430) | 3.1 1.40 | 3/8" | 88.0 | 1.3 |
| QB-324 | 1/2"x24"(12.7x610) | 16000 | 4.0(113) | 90(6.3) | 18"(455) | 2.4 1.10 | 3/8" | 88.0 | 1.1 |
| QB-325N | 3/8"x13" (10X330) | 16000 | 4.0(113) | 90(6.3) | 12-5/8"(320) | 2.1 0.95 | 3/8" | 90 | 1.1 |
| [QB-325P04] | 1/4"x13" (6X330) | | | | | | | | |
| [QB-325P52] | 3/4"x13" (20X330) | | | | | | | | |
| [QB-325P53] | 3/4"x20-1/2" (20X520) | | | | | | | | |
| [QB-325P54] | | | | | | | | | |

AIR SANDER



QB-51612 QB-51602

AIR RANDOM ORBITALS
CENTRAL-VACUUM

Air inlet : 1/4"



QB-20203

AIR RANDOM ORBITAL SANDER

Air inlet : 1/4"



Note : 2" Sanding Pad & 3" Sanding Pad is supplied along with the tool

| | Pad Dia | Free Speed | Avg. Air Consumption | Air Pressure | Overall Length | Motor | Net Weight | | Air Hose | Sound Pressure | Vibration Level | orbit |
|----------|----------|------------|----------------------|--------------|----------------|-------|------------|-----|----------|----------------|-----------------|-------|
| | inch(mm) | R.P.M | CFM (L/min) | PSI (bar) | Inch (mm) | HP | LBS(kg) | | Inch | dBA | m/s² | mm |
| | | | | | | | | | | | | |
| QB-51612 | 6"(152) | 12000 | 3.0(85) | 90(6.3) | 8-7/8"(225) | 0.24 | 2 | 0.9 | 3/8" | 81.6 | 1.5 | 2.5 |
| QB-51602 | 6"(152) | 12000 | 3.0(85) | 90(6.3) | 8-7/8"(225) | 0.24 | 2 | 0.9 | 3/8" | 81.6 | 1.5 | 5.0 |
| QB-20203 | 2" + 3" | 14000 | 3.0(85) | 90(6.3) | 5-1/8"(130) | ---- | 1.1 | 0.5 | 3/8" | 81.6 | 1.5 | 3.0 |



Non-Vacuum SERIES



QB-42

5" QB-42502 5mm orbit
6" QB-42602 5mm orbit

AIR RANDOM ORBITAL SANDER
Non-Vacuum

Air inlet : 1/4"



QB-46

5" QB-46502 5mm orbit
5" QB-46512 2.5mm orbit
6" QB-46602 5mm orbit
6" QB-46612 2.5mm orbit

Air Random Orbital Sander
Non-Vacuum

Air inlet : 1/4"



6"QB-49602

Dual Action Sander
Non-vacuum 9.5mm orbit
Air inlet : 1/4"





QB-52

5" QB-52502 5mm orbit
6" QB-52602 5mm orbit
Air Random Orbital Sander
Non-Vacuum
Air inlet : 1/4"



QB-55

5" QB-55502 5mm orbit
6" QB-55602 5mm orbit
Air Random Orbital Sander
Non-Vacuum
Air inlet : 1/4"



5" QB-58502 6" QB-58602

Air 2-Hand Random Orbital Sander
Non-Vacuum 5mm orbit
Air inlet : 1/4"



Non-Vacuum Sander Accessories

Velcro Or Vinyl Sanding Pad Both Available

Backing Face : velcro



Blister+Card

| ITEM NO. | SIZE | Max R.P.M |
|----------|------|-----------|
| QB-9302 | 2" | 15000 |
| QB-9303 | 3" | 15000 |
| QB-9305 | 5" | 12000 |
| QB-9306 | 6" | 12000 |

Backing Face : vinyl



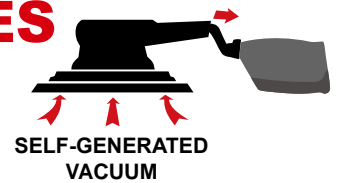
Blister+Card

| ITEM NO. | SIZE | Max R.P.M |
|----------|------|-----------|
| QB-9345 | 5" | 12000 |
| QB-9346 | 6" | 12000 |

| | Pad Dia | Free Speed | Avg. Air Consumption | Air Pressure | Overall Length | Motor | Net Weight | Air Hose | Sound Pressure | Vibration Level | orbit |
|----------|----------|------------|----------------------|--------------|----------------|-------|------------|----------|----------------|------------------|-------|
| | inch(mm) | R.P.M | CFM (L/min) | PSI (bar) | Inch (mm) | HP | LBS(kg) | Inch | dBA | m/s ² | mm |
| | | | | | | | | | | | |
| QB-42502 | 5"(127) | 10000 | 3.85(109) | 90(6.3) | 6"(153) | 0.24 | 1.7 0.81 | 3/8" | 75.7 | 1.4 | 5 |
| QB-42602 | 6"(152) | 10000 | 3.85(109) | 90(6.3) | 6-1/2"(166) | 0.24 | 1.8 0.85 | 3/8" | 74.4 | 1.4 | 5 |
| QB-46502 | 5"(127) | 10000 | 3.85(109) | 90(6.3) | 6"(153) | 0.24 | 1.74 0.79 | 3/8" | 80.1 | 2.2 | 5 |
| QB-46512 | 5"(127) | 10000 | 3.85(109) | 90(6.3) | 6"(153) | 0.24 | 1.74 0.79 | 3/8" | 80.1 | 2.2 | 2.5 |
| QB-46602 | 6"(152) | 10000 | 3.85(109) | 90(6.3) | 6-1/2"(166) | 0.24 | 1.74 0.79 | 3/8" | 80.1 | 2.2 | 5 |
| QB-46612 | 6"(152) | 10000 | 3.85(109) | 90(6.3) | 6-1/2"(166) | 0.24 | 1.74 0.79 | 3/8" | 80.1 | 2.2 | 2.5 |
| QB-49602 | 6"(152) | 10000 | 3.60(102) | 90(6.3) | 8-21/32"(220) | 0.75 | 2.0 0.9 | 3/8" | 92.5 | 3.3 | 9.5 |
| QB-52502 | 5"(127) | 10000 | 6.0(170) | 90(6.3) | 6"(153) | 0.24 | 2.2 1.00 | 3/8" | 87.6 | 1.2 | 5 |
| QB-52602 | 6"(152) | 10000 | 6.0(170) | 90(6.3) | 6-1/2"(166) | 0.24 | 2.65 1.20 | 3/8" | 87.6 | 1.7 | 5 |
| QB-55502 | 5"(127) | 10000 | 3.0(85) | 90(6.3) | 6-11/16"(170) | 0.24 | 1.5 0.68 | 3/8" | 81.6 | 1.5 | 5 |
| QB-55602 | 6"(152) | 10000 | 3.0(85) | 90(6.3) | 6-11/16"(170) | 0.24 | 1.5 0.68 | 3/8" | 81.6 | 1.5 | 5 |
| QB-58502 | 5"(127) | 10000 | 3.10(88) | 90(6.3) | 9-7/16"(240) | 0.4 | 2.6 1.2 | 3/8" | 80.0 | 1.3 | 5 |
| QB-58602 | 6"(152) | 10000 | 3.10(88) | 90(6.3) | 9-7/16"(240) | 0.4 | 2.6 1.2 | 3/8" | 80.0 | 1.3 | 5 |

AIR SANDER

Self-Generated Vacuum SERIES



QB-43

5" QB-43802 5mm orbit
6" QB-43902 5mm orbit
Air Random Orbital Sander
Self-Generated Vacuum
Air inlet : 1/4"



QB-47

6" QB-47602 5mm orbit
6" QB-57612 2.5mm orbit
Air Random Orbital Sander
Self-Generated Vacuum
Air inlet : 1/4"



QB-53

5" QB-53802 5mm orbit
6" QB-53902 5mm orbit
Air Random Orbital Sander
Self-Generated Vacuum
Air inlet : 1/4"



QB-56602

5" QB-56502 5mm orbit
6" QB-56602 5mm orbit
Air Random Orbital Sander
Self-Generated Vacuum 5mm orbit
Air inlet : 1/4"



6" QB-59602

AIR 2-HAND Air Random Orbital Sander
Self-Generated Vacuum 5mm orbit
Air inlet : 1/4"



Air Regulator

| | Pad Dia | Free Speed | Avg. Air Consumption | Air Pressure | Overall Length | Motor | Net Weight | | Air Hose | Sound Pressure | Vibration Level | orbit |
|----------|----------|------------|----------------------|--------------|----------------|-------|------------|------|----------|----------------|------------------|-------|
| | inch(mm) | R.P.M | CFM (L/min) | PSI (bar) | Inch (mm) | HP | LBS(kg) | | Inch | dBA | m/s ² | mm |
| | | | | | | | | | | | | |
| QB-43802 | 5"(127) | 10000 | 3.85(109) | 90(6.3) | 8"(206) | 0.24 | 3.28 | 1.49 | 3/8" | 83.9 | 1.3 | 5 |
| QB-43902 | 6"(152) | 10000 | 3.85(109) | 90(6.3) | 8-3/4"(221) | 0.24 | 3.39 | 1.54 | 3/8" | 83.0 | 1.4 | 5 |
| QB-47602 | 6"(152) | 10000 | 3.85(109) | 90(6.3) | 7-1/2"(193) | 0.24 | 2.49 | 1.13 | 3/8" | 84.7 | 2.2 | 5 |
| QB-47612 | 6"(152) | 10000 | 3.85(109) | 90(6.3) | 7-1/2"(193) | 0.24 | 2.49 | 1.13 | 3/8" | 84.7 | 2.2 | 2.5 |
| QB-53802 | 5"(127) | 10000 | 6(170) | 90(6.3) | 6"(153) | 0.24 | 2.2 | 1.00 | 3/8" | 86.2 | 1.1 | 5 |
| QB-53902 | 6"(152) | 10000 | 6(170) | 90(6.3) | 6-1/2"(166) | 0.24 | 2.65 | 1.20 | 3/8" | 80.1 | 1.2 | 5 |
| QB-56502 | 5"(127) | 10000 | 3.0(85) | 90(6.3) | 8-1/4"(210) | 0.24 | 1.7 | 0.78 | 3/8" | 81.6 | 1.5 | 5 |
| QB-56602 | 6"(152) | 10000 | 3.0(85) | 90(6.3) | 8-1/4"(210) | 0.24 | 1.7 | 0.78 | 3/8" | 81.6 | 1.5 | 5 |
| QB-59602 | 6"(152) | 10000 | 3.10(88) | 90(6.3) | 9-7/16"(240) | 0.4 | 2.6 | 1.2 | 3/8" | 80.0 | 1.3 | 5 |
| QB-57602 | 6"(152) | 10000 | 3.10(88) | 90(6.3) | 9-7/16"(240) | 0.40 | 2.6 | 1.2 | 3/8" | 80.0 | 1.3 | 5 |

Central-Vacuum SERIES



6" QB-57602

AIR 2-HAND
Air Random Orbital Sander
Central-Vacuum 5mm orbit
Air inlet : 1/4"



Air Regulator



QB-41

6" QB-41902 5mm orbit
Air Random Orbital Sander
Central-Vacuum
Air inlet : 1/4"



QB-54

6" QB-54602 (six hole Pad)
6" QB-54702 (fifteen hole Pad)
Air Random Orbital Sander
Central-Vacuum
Air inlet : 1/4"



QB-45

6" QB-45602 5mm orbit
6" QB-45612 2.5mm orbit
Air Random Orbital Sander
Central-Vacuum
Air inlet : 1/4"



AIR GEAR DRIVER SANDER



6" QB-57642

AIR 2-HAND
Air Random Orbital Sander
Central-Vacuum
Air inlet : 1/4"



QB-57642P39



6" QB-59642

AIR 2-HAND
Air Random Orbital Sander
Self-Generated Vacuum
Air inlet : 1/4"



QB-59642P39



5" QB-58542

6" QB-58642
AIR 2-HAND Random Orbital Sander
Non-Vacuum 5mm orbit Air inlet : 1/4"



5" QB-58542P39
6" QB-58642P39

Equipped with QB-57642P39
6-hole Vacuum Pad

Equipped with QB-59642P39
6-hole Vacuum Pad

Equipped with QB-58642P39
Non-Vacuum Pad

| | Pad Dia | Free Speed | Avg. Air Consumption | Air Pressure | Overall Length | Motor | Net Weight | Air Hose | Sound Pressure | Vibration Level | orbit |
|----------|----------|------------|----------------------|--------------|----------------|-------|------------|----------|----------------|------------------|-------|
| | inch(mm) | R.P.M | CFM (L/min) | PSI (bar) | Inch (mm) | HP | LBS(kg) | Inch | dBA | m/s ² | mm |
| | | | | | | | | | | | |
| QB-41902 | 6"(152) | 10000 | 3.85(109) | 90(6.3) | 8"(206) | 0.24 | 2.0 0.91 | 3/8" | 81.5 | 1.2 | 5 |
| QB-45602 | 6"(152) | 10000 | 3.85(109) | 90(6.3) | 7-1/2"(193) | 0.24 | 1.85 0.84 | 3/8" | 81.6 | 2.2 | 5 |
| QB-45612 | 6"(152) | 10000 | 3.85(109) | 90(6.3) | 7-1/2"(193) | 0.24 | 1.85 0.84 | 3/8" | 81.6 | 2.2 | 2.5 |
| QB-54602 | 6"(152) | 10000 | 3.0(85) | 90(6.3) | 8-1/4"(210) | 0.24 | 1.7 0.78 | 3/8" | 81.6 | 1.5 | 5 |
| QB-54702 | 6"(152) | 10000 | 3.0(85) | 90(6.3) | 8-1/4"(210) | 0.24 | 1.7 0.78 | 3/8" | 81.6 | 1.5 | 5 |
| QB-57642 | 6"(152) | 900 | 3.10(88) | 90(6.3) | 9-7/16"(240) | 0.4 | 3.5 1.6 | 3/8" | 82.0 | <2.5 | 5 |
| QB-59642 | 6"(152) | 900 | 3.10(88) | 90(6.3) | 9-7/16"(240) | 0.4 | 3.5 1.6 | 3/8" | 82.0 | <2.5 | 5 |
| QB-58542 | 5"(127) | 900 | 3.10(88) | 90(6.3) | 9-7/16"(240) | 0.4 | 3.3 1.5 | 3/8" | 82.0 | <2.5 | 5 |
| QB-58642 | 6"(152) | 900 | 3.10(88) | 90(6.3) | 9-7/16"(240) | 0.4 | 3.5 1.6 | 3/8" | 82.0 | <2.5 | 5 |

AIR SQUARE SANDER

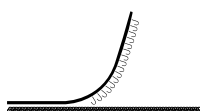
Square Sander

SERIES



QB-48012

AIR JITTERBUG SANDER
NON-VACUUM 2.5mm orbit
Air inlet : 1/4"



Use with
VELCRO TYPE
Sanding Paper



NON-VACUUM



QB-48111

AIR JITTERBUG SANDER
NON-VACUUM 2.5mm orbit
Air inlet : 1/4"



Sanding paper
mounted by CLIP

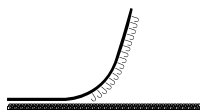


NON-VACUUM



QB-48112

AIR JITTERBUG SANDER
NON-VACUUM 2.5mm orbit
Air inlet : 1/4"



Use with
VELCRO TYPE
Sanding Paper

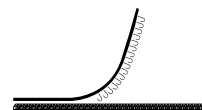


NON-VACUUM



QB-48212

AIR JITTERBUG SANDER
NON-VACUUM 2.5mm orbit
Air inlet : 1/4"



Use with
VELCRO TYPE
Sanding Paper



NON-VACUUM



QB-48211

AIR JITTERBUG SANDER
NON-VACUUM 2.5mm orbit
Air inlet : 1/4"



Sanding paper
mounted by CLIP



NON-VACUUM



| | Pad Dia | Free Speed | Avg. Air Consumption | Air Pressure | Overall Length | Motor | Net Weight | | Air Hose | Sound Pressure | Vibration Level | orbit |
|----------|------------------------|------------|----------------------|--------------|----------------|-------|------------|------|----------|----------------|------------------|-------|
| | inch(mm) | R.P.M | CFM (L/min) | PSI (bar) | Inch (mm) | HP | LBS(kg) | kg | Inch | dBA | m/s ² | mm |
| | | | | | | | | | | | | |
| QB-48012 | 3"x4"(75x100) | 10000 | 5.0(141) | 90(6.3) | 5-3/8"(137) | 0.24 | 1.83 | 0.83 | 3/8" | 83.0 | 1.5 | 2.5 |
| QB-48111 | 4"x4-3/8"(100x110) | 11000 | 7.0(198) | 90(6.3) | 5-1/5"(130) | 0.28 | 2.0 | 0.91 | 3/8" | 83.0 | 1.5 | 2.5 |
| QB-48112 | 4"x4-3/8"(100x110) | 10000 | 5.0(141) | 90(6.3) | 5-3/8"(136) | 0.24 | 1.7 | 0.78 | 3/8" | 83.0 | 1.5 | 2.5 |
| QB-48211 | 2-1/2"x15-3/4"(64x400) | 2100 | 5.0(141) | 90(6.3) | 17-1/2"(444) | 0.24 | 6.1 | 2.8 | 3/8" | 83.0 | 1.5 | 2.5 |
| QB-48212 | 7"x3-1/2"(93x180) | 10000 | 5.0(141) | 90(6.3) | 7"(180) | 0.24 | 2.0 | 0.94 | 3/8" | 83.0 | 1.5 | 2.5 |

★★★
QP-113
AIR PISTOL SANDER
2.5mm orbit Air inlet : 1/4"



★★★
QP-123
AIR PISTOL POLISHER
Air inlet : 1/4"



QP-123QP
 ● Air Pistol Sander, 3" Pad Dia
 ● QP-113 :Air Pistol Sander, 3" Pad Dia
 ● QP-123 :Air Pistol Polisher, 3" Pad Dia
 ● 1/4" Air Adaptor Couplings Male Thread Type
 ● 3" Sponge (Rough) & 3" Sponge (Medium)



★★★
QP-215
AIR HIGH SPEED SANDER
Air inlet : 1/4"



★★★
QP-317
AIR ANGLE POLISHER
Air inlet : 1/4"



★★★
QP-307 M/S
QP-327 M/S
AIR ANGLE POLISHER
Air inlet : 1/4"



★★★
QP-335
VERTICAL POLISHER
Air inlet : 1/4"



| | Pad Dia | Spindle Size | Free Speed | Avg. Air Consumption | Air Pressure | Overall Length | Motor | Net Weight | Air Hose | Sound Pressure | Vibration Level | orbit |
|---------|----------|--------------|------------|----------------------|--------------|----------------|-------|------------|----------|----------------|-----------------|-------|
| | inch(mm) | | R.P.M | CFM (L/min) | PSI (bar) | Inch (mm) | HP | LBS(kg) | Inch | dBA | m/s² | mm |
| | | | | | | | | | | | | |
| QP-113 | 3"(76) | 5/16"-24 | 15000 | 3.5(99) | 90(6.3) | 5"(127) | 0.40 | 1.5 0.72 | 3/8" | 74.0 | 0.3 | 2.5 |
| QP-123 | 3"(76) | 5/16"-24 | 2100 | 3.5(99) | 90(6.3) | 5-5/16"(135) | 0.40 | 1.69 0.77 | 3/8" | 74.0 | 0.21 | ---- |
| QP-215 | 5"(127) | 7/16"-20 | 16000 | 6.5(184) | 90(6.3) | 6-19/64"(160) | 0.80 | 2.6 1.20 | 3/8" | 60.0 | 1.8 | ---- |
| QP-317 | 7"(178) | 5/8"-11 | 2500 | 6.0(169) | 90(6.3) | 16"(406) | 0.40 | 4.0 2.04 | 3/8" | 84.0 | 2.5 | ---- |
| QP-307M | 7"(178) | M14xP2 | 4500 | 6.0(169) | 90(6.3) | 16"(406) | 0.40 | 4.0 2.04 | 3/8" | 84.0 | 2.5 | ---- |
| QP-307S | 7"(178) | 5/8"-11 | 4500 | 6.0(169) | 90(6.3) | 16"(406) | 0.40 | 4.0 2.04 | 3/8" | 84.0 | 2.5 | ---- |
| QP-327M | 7"(178) | M14xP2 | 2500 | 6.0(169) | 90(6.3) | 16"(406) | 0.40 | 4.0 2.04 | 3/8" | 84.0 | 2.5 | ---- |
| QP-327S | 7"(178) | 5/8"-11 | 2500 | 6.0(169) | 90(6.3) | 16"(406) | 0.40 | 4.0 2.04 | 3/8" | 84.0 | 2.5 | ---- |
| QP-335 | 5"(127) | 5/16"-24 | 3000 | 3.65(103) | 90(6.3) | 8"(203) | 0.55 | 1.12 0.53 | 3/8" | 85.0 | 2.5 | ---- |

Air chamfering tools

QC-512
MINI AIR CHAMFERING TOOLS

Extreme small size and light weight air tool.
Also have variable chamfering speed function



Triangle Indexable Inserts



| | Chamfering Capacity | Free Speed | Overall Length | Air Pressure | Avg. Air Consumption | Net Weight | Air Hose | Sound Pressure |
|--------|---------------------|------------|----------------|--------------|----------------------|------------|----------|----------------|
| | | R.P.M | inch(mm) | PSI (bar) | CFM | LBS kg | Inch | dBA |
| | | | | | | | | |
| QC-512 | C0.1 - C2.0 | 28000 | 4-1/7"(105) | 90 (6.3) | 2 | 1.1 0.5 | 3/8" | 85 |

AIR CUTTING TOOLS



QD-242

AIR FILE WITH HOSE

Air inlet : 1/4"

Note : The air mini saw is not supplied along with the tool

- 5pcs 5.0mm file set included



Ø5.0mm

Air Mini Saw Can Also Be Installed



QD-221

AIR SAW WITH HOSE

Air inlet : 1/4"

- 5pcs 4.0mm file set included
- 1pc 32T saw blade included



Ø4.0mm



QD-230

AIR MINI SAW WITH HOSE

Air inlet : 1/4"

- 4pcs 5.0mm file set included
- 1pcs 32T saw blade included



Ø5.0mm

| | Strokes Length mm | Strokes Per min. S.P.M | Collet Size mm | Avg. Air Consumption CFM (L/min) | Air Pressure PSI (bar) | Overall Length Inch (mm) | Net Weight LBS kg | Air Hose Inch | Sound Pressure dBA | Vibration Level m/s ² |
|--------|----------------------|---------------------------|-------------------|-------------------------------------|---------------------------|-----------------------------|----------------------|------------------|-----------------------|-------------------------------------|
| | | S.P.M | | | | | | | | |
| QD-221 | 10 | 5000 | 4.0 | 4.0 (113) | 90(6.3) | 9-3/4"(250) | 1.76 0.8 | 3/8" | 81.9 | 4.1 |
| QD-230 | 5 | 7000 | 5.0 | 2.5 (70) | 90(6.3) | 7"(180) | 1.10 0.5 | 3/8" | 78.0 | 2.4 |
| QD-242 | 5 | 7000 | 5.0 | 5.3 (150) | 90(6.3) | 17-9/16"(700) | 1.28 0.58 | 3/8" | 80.0 | 4.5 |


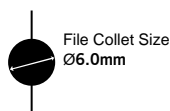


QD-260

AIR MINI SAW / FILE

Air inlet : 1/4"

Note : The package contains a flat file and two saw blades



Ø6.0mm

x2



QD-501

GEAR DRIVEN AIR SAW (3 in 1)

Air inlet : 1/4"

Note :The File is not supplied along with the tool

GEAR DRIVING



File

Sawzall Blade

Air Saw



3 functions in one tool

| | Strokes Length mm | Strokes Per min. S.P.M | Avg. Air Consumption CFM (L/min) | Air Pressure PSI (bar) | Overall Length Inch (mm) | Net Weight LBS kg | Air Hose Inch | Sound Pressure dBA | Vibration Level m/s ² |
|--------|----------------------|---------------------------|-------------------------------------|---------------------------|-----------------------------|----------------------|------------------|-----------------------|-------------------------------------|
| | | S.P.M | | | | | | | |
| QD-260 | 8 | 7000 | 4.5 (127) | 90 (6.3) | 6-11/16" (170) | 1 0.5 | 3/8" | ----- | ----- |
| QD-501 | 10 | 7000 | 4.5(127) | 90(6.3) | 11-5/8"(296) | 2.6 1.2 | 3/8" | 78 | 4.5 |



QC-213

3" HEAVY DUTY AIR CUT-OFF TOOL

Available Dimension of inner hold : Ø 3/8"
Air inlet : 1/4"

Note: wheel is supplied with the tool



3" Wheel



QC-213T

3" HEAVY DUTY AIR CUT-OFF TOOL

Available Dimension of inner hold : Ø 3/8"
Air inlet : 1/4"

Note: wheel is supplied with the tool



3" Wheel **Stylized grip**



QC-234

4" HEAVY DUTY AIR CUT-OFF TOOL

Available Dimension of inner hold : Ø 10mm
Air inlet : 1/4"



4" Wheel

Note: wheel is supplied with the tool



QC-234T

4" AIR CORNER CUT-OFF TOOL

Available Dimension of inner hold : Ø 10mm Ø 16mm
Air inlet : 1/4"

Stylized grip



4" Wheel

Note: wheel is supplied with the tool



QC-264

4" AIR CORNER CUT-OFF TOOL

Available Dimension of inner hold : Ø 10mm Ø 16mm
Air inlet : 1/4"

Stylized grip



4" Wheel

Note: wheel is supplied with the tool



QC-253

3" AIR CUT-OFF TOOL

Air inlet : 1/4"



Note: wheel is supplied with the tool



QC-254

4" AIR CORNER CUT-OFF TOOL

Available Dimension of inner hold : Ø 10mm
Air inlet : 1/4"



Note: wheel is supplied with the tool

| | Belt Size Pad Dia inch(mm) | Free Speed R.P.M | Avg. Air Consumption CFM (L/min) | Air Pressure PSI (bar) | Overall Length Inch (mm) | Motor HP | Net Weight LBS kg | Air Hose Inch | Sound Pressure dBA | Vibration Level m/s² |
|---------|----------------------------------|------------------------|--|------------------------------|--------------------------------|-------------|----------------------------|---------------------|--------------------------|----------------------------|
| | | | | | | | | | | |
| QC-213 | 3"(75) | 20000 | 10.0(283) | 90(6.3) | 7-7/8"(200) | 0.9 | 1.9 0.86 | 3/8" | 80.2 | 10.8 |
| QC-213T | 3"(75) | 22000 | 5.0(141) | 90(6.3) | 7-7/8"(200) | 0.5 | 1.8 0.82 | 3/8" | 85.0 | 3.0 |
| QC-234 | 4"(100) | 16000 | 10.0(283) | 90(6.3) | 14"(355) | 0.9 | 3.5 1.59 | 3/8" | 85.0 | 5.0 |
| QC-234T | 4"(100) | 15000 | 5.0(141) | 90(6.3) | 13-9/16"(345) | 0.5 | 3.1 1.41 | 3/8" | 85.0 | 2.2 |
| QC-253 | 3"(75) | 24000 | 4.0(113) | 90(6.3) | 8"(203) | 0.6 | 1.7 0.8 | 3/8" | 91.0 | 1.2 |
| QC-254 | 4"(100) | 20000 | 5.0(141) | 90(6.3) | 8-1/8"(206) | 0.6 | 2.0 0.9 | 3/8" | 81.0 | 0.8 |
| QC-264 | 4"(100) | 15000 | 5.0(141) | 90(6.3) | 9-5/32"(232) | 0.5 | 2.4 1.1 | 3/8" | 85.0 | 2.2 |

AIR CUTTING TOOLS

★★★ **QK-131**

Air Oscillating Tool With Universal Adapter
Air inlet : 1/4"



Note: Blade is not supplied along with the tool



Patented flange can share pneumatic scraper & electric grinder blade.

★★★ **QK-111**

AIR KNIFE
Air inlet : 1/4"



QK-111P51 QK-111P52 QK-111P53



QK-2090 QK-2063 QK-2036



QK-111P08 QK-111P54 QK-111P50



★★★ **QK-111T**

AIR KNIFE
Air inlet : 1/4"



Stylized grip

★★★ **QK-121**

AIR KNIFE
Air inlet : 1/4"



QB-9320



| | Oscillation per min | Avg. Air Consumption CFM (L/min) | Overall Length Inch (mm) | Net Weight LBS(kg) | Air Hose Inch | Sound Pressure dBA | Vibration Level m/s ² |
|---------|------------------------|-------------------------------------|-----------------------------|-----------------------|------------------|-----------------------|-------------------------------------|
| | | | | | | | |
| QK-131 | 20000 | 1.9(121) | 7-1/8"(176) | 1.5(0.6) | 3/8" | 78 | 4.5 |
| QK-111 | 20000 | 6.0(170) | 7-5/64" (180) | 2.4(1.1) | 3/8" | 75 | 3.9 |
| QK-111T | 20000 | 5.0(141) | 8-3/16" (208) | 2.0(0.92) | 3/8" | 85 | 3.3 |
| QK-121 | 19000 | 4.3(121) | 6-15/16" (208) | 1.3(0.6) | 3/8" | 91 | 2.8 |

★★★ **QC-333**

Air inlet : 1/4"
FLEX-HEAD AIR CUT-OFF TOOL

Note: wheel is supplied with the tool

3" wheel



3 Angle Adjustable

| | Pad Dia inch(mm) | Free Speed R.P.M | Avg. Air Consumption CFM (L/min) | Air Pressure PSI (bar) | Overall Length Inch (mm) | Motor HP | Net Weight LBS kg | Air Hose Inch | Sound Pressure dBA | Vibration Level m/s ² |
|--------|---------------------|---------------------|-------------------------------------|---------------------------|-----------------------------|-------------|----------------------|------------------|-----------------------|-------------------------------------|
| | | | | | | | | | | |
| QC-333 | 3" | 20000 | 3.6(102) | 90 (6.3) | 9-1/16"(230) | ----- | 2.42 1.1 | 3/8" | ----- | ----- |



PN-150
PN-180

AIR PUNCH & FLANGE TOOL

Air inlet : 1/4"



PN-250
PN-280

AIR PUNCH & FLANGE TOOL

Air inlet : 1/4"



QK-112
QK-112N

Contains Blade

AIR SCRAPER KIT

Air inlet : 1/4"



QK-112



QK-112N

Blades included:

1. 1.77" Wide Blade
2. 1.75" L-Shaped Blade
3. 1" Wide 45° Blade
4. 1" Wide Blade

| | Punch Diameter mm | Capacity | Avg. Air Consumption CFM (L/min) | Air Pressure PSI (bar) | Overall Length Inch (mm) | Net Weight LBS kg | | Air Hose Inch | Sound Pressure dBA | Vibration Level m/s ² |
|--------|----------------------|----------------|-------------------------------------|---------------------------|-----------------------------|----------------------|------|------------------|-----------------------|-------------------------------------|
| | | | | | | | | | | |
| PN-150 | 5 | 1.6 mm (Steel) | 4.0(113) | 90(6.3) | 10"(254) | 2.5 | 1.15 | 3/8" | 62.0 | 0.1 |
| PN-180 | 8 | 1.2 mm (Steel) | 4.0(113) | 90(6.3) | 10"(254) | 2.5 | 1.15 | 3/8" | 62.0 | 0.1 |
| PN-250 | 5 | 1.6 mm (Steel) | 4.0(113) | 90(6.3) | 7-15/32"(190) | 2.6 | 1.2 | 3/8" | 62.0 | 0.1 |
| PN-280 | 8 | 1.2 mm (Steel) | 4.0(113) | 90(6.3) | 7-15/32"(190) | 2.6 | 1.2 | 3/8" | 62.0 | 0.1 |

| | Strokes Length mm | Strokes Per min. S.P.M | Avg. Air Consumption CFM (L/min) | Air Pressure PSI (bar) | Overall Length Inch (mm) | Net Weight LBS kg | | Air Hose Inch | Sound Pressure dBA | Vibration Level m/s ² |
|--------|----------------------|---------------------------|-------------------------------------|---------------------------|-----------------------------|----------------------|------|------------------|-----------------------|-------------------------------------|
| | | | | | | | | | | |
| QK-112 | 16 | 4200 | 3.0 (84.9) | 90(6.3) | 7-23/32"(196) | 1.52 | 0.69 | 3/8" | 93.0 | 9.0 |



QG-102

AIR SHEAR / Straight Type

Air inlet : 1/4"



QG-202

AIR SHEAR / Pistol Type

Air inlet : 1/4"



QG-103

AIR NIBBLER

Air inlet : 1/4"



| | Strokes Per min S.P.M | Avg. Air Consumption CFM (L/min) | Air Pressure PSI (bar) | Overall Length Inch (mm) | Net Weight LBS kg | | Air Hose Inch | Sound Pressure dBA | Vibration Level m/s ² | Cut Capacity mm | |
|--------|--------------------------|-------------------------------------|---------------------------|-----------------------------|----------------------|------|------------------|-----------------------|-------------------------------------|--------------------|-----|
| | | | | | | | | | | | |
| QG-102 | 2600 | 6.0(170) | 90(6.3) | 10"(254) | 2.2 | 1.00 | 3/8" | 85.8 | 2.4 | 1.2 | 1.6 |
| QG-202 | 2600 | 6.5(184) | 90(6.3) | 8-1/4"(210) | 2.4 | 1.10 | 3/8" | 89.1 | 2.9 | 1.2 | 1.6 |
| QG-103 | 2600 | 3.0 (85) | 90(6.3) | 7-3/5"(193) | 2.2 | 1.00 | 3/8" | 88.0 | 2.8 | 1.2 | 1.6 |

AIR CUTTING TOOLS



QD-321

LOW VIBRATION AIR BODY SAW
Air inlet : 1/4"



QD-291N

AIR SAW SET
Air inlet : 1/4"

Contents

- Air saw tool (1 pcs)
- 24T Saw Blade (6 pcs)
- 32T Saw Blade (6 pcs)
- Allen Key: 4mm, 3mm (1 pcs)
- 1/4" 360° plug
- 5 Pieces file set
- Mini oiler 1/4" (1 pcs)



Ø5.0mm

| | Strokes Length mm | Strokes Per min. S.P.M | Collef Size mm | Avg. Air Consumption CFM (L/min) | Air Pressure PSI (bar) | Overall Length Inch (mm) | Net Weight LBS kg | Air Hose Inch | Sound Pressure dBA | Vibration Level m/s ² |
|--------|----------------------|---------------------------|-------------------|-------------------------------------|---------------------------|-----------------------------|----------------------|------------------|-----------------------|-------------------------------------|
| | | S.P.M | | | | | | | | |
| QD-291 | 10 | 9000 | 5.0 | 4.0 (113) | 90(6.3) | 9-1/4"(235) | 1.30 0.6 | 3/8" | 80.0 | 2.4 |
| QD-321 | 14.5 | 11000 | 5.0 | 4.0 (113) | 90(6.3) | 9-1/4"(230) | 1.7 0.6 | 3/8" | 83.0 | 2.0 |

Air Drill



PC-2010

ADJUSTABLE TORQUE AIR TAPPING TOOL
Air inlet : 1/4"



QE-831

3/8" AIR REVERSIBLE DRILL WITH KEYLESS CHUCK
Air inlet : 1/4"



3pcs Planet Gear



| | Capacity | | | Stall Torque | Free Speed | Stroke Length | Avg. Air Consumption | Air Pressure | Net Weight | Air Hose | Sound Pressure | Vibration Level |
|---------|----------|--------|----------|--------------|------------|---------------|----------------------|--------------|------------|----------|----------------|------------------|
| | steel | copper | aluminum | N.m | R.P.M | inch(mm) | L/cycle | PSI (bar) | LBS kg | Inch | dBA | m/s ² |
| | | | | | | | | | | | | |
| PC-2010 | M3-M8 | M3-M12 | M3-M12 | ----- | 150 | 12"(305) | 6.5(184) | 90(6.3) | 5.4 2.45 | 3/8" | 82 | 1.5 |

| | Chuck Size | Free Speed | Motor | Stall Torque | Avg. Air Consumption | Air Pressure | Overall Length | Net Weight | Air Hose | Sound Pressure | Vibration Level |
|--------|------------|------------|-------|--------------|----------------------|--------------|----------------|------------|----------|----------------|------------------|
| | inch(mm) | R.P.M | hp | | CFM (L/min) | PSI (bar) | Inch (mm) | LBS kg | Inch | dBA | m/s ² |
| | | | | | | | | | | | |
| QE-831 | 3/8"(10) | 1800 | 0.45 | 7.33 | 4.0(113) | 90(6.3) | 7-1/4"(185) | 2.5 1.10 | 3/8" | 83.0 | 0.3 |




3/8" QE-2130/QE-2133/QE-2137 1/2" QE-2143

3/8" Air Reversible Drill

Air inlet : 1/4"


- 4 Running speeds identified by different colour rings for multiple applications.




QE-2130



QE-2143



QE-2137



QE-2133

| | Chuck Size inch(mm) | Free Speed R.P.M | Motor hp | Avg. Air Consumption CFM (L/min) | Air Pressure PSI (bar) | Overall Length Inch (mm) | Net Weight LBS / kg | Air Hose Inch | Sound Pressure dBA | Vibration Level m/s ² |
|---------|------------------------|---------------------|-------------|-------------------------------------|---------------------------|-----------------------------|------------------------|------------------|-----------------------|-------------------------------------|
| | | | | | | | | | | |
| QE-2130 | 3/8"(10) | 3500 | 0.5(372w) | 4(113) | 90(6.3) | 7.12(181) | 1.76(0.8) | 3/8" | 92 | 0.2 |
| QE-2133 | 3/8"(10) | 2000 | 0.5(372w) | 4(113) | 90(6.3) | 7.12(181) | 1.76(0.8) | 3/8" | 92 | 0.2 |
| QE-2137 | 3/8"(10) | 2800 | 0.5(372w) | 4(113) | 90(6.3) | 7.12(181) | 1.76(0.8) | 3/8" | 92 | 0.2 |
| QE-2143 | 1/2"(13) | 500 | 0.5(372w) | 4(113) | 90(6.3) | 9(229) | 2.64(1.2) | 3/8" | 92 | 0.2 |

PC-901

ADJUSTABLE TORQUE
AIR TAPPING ADAPTER

HEX:8mm

For: Air Drill, Electricity Drill, Cordless Drill, Drill machine



| CAPACITY | | | |
|----------|-------|--------|----------|
| | steel | copper | aluminum |
| | | | |
| PC-2010 | M3~M8 | M3~M12 | M3~M12 |
| PC-901 | M3~M6 | M3~M8 | M3~M8 |



QE-231

SPOT DRILL & HOOK

Air inlet : 1/4"

- 8 mm drill bit included
- 6.5, 8, 10 mm drill are available
- Adjustable chuck for easy control
- Hook is easily removed or installed.
- High quality piston improves torque and efficiency
- Common applications are remove the surface of the solder joints and will not damage steel plate.
- Maximum drill depth: 4.5 mm, steel: 3.8 mm stainless



| | Chuck Size inch(mm) | Free Speed R.P.M | Motor hp | Stall Torque N.m | Overall Length inch(mm) | Avg. Air Consumption CFM (L/min) | Air Pressure PSI (bar) | Net Weight LBS kg | Air Hose Inch | Sound Pressure dBA | Vibration Level m/s ² |
|--------|------------------------|---------------------|-------------|---------------------|------------------------------|-------------------------------------|---------------------------|----------------------|------------------|-----------------------|-------------------------------------|
| | | | | | | | | | | | |
| QE-231 | 5/16"(8) | 1600 | 0.50 | 12.36 | 6.0(170) | 90(6.3) | 9-1/4"(235) | 4.4 2.0 | 3/8" | 88.2 | 0.1 |

AIR DRILL

3/8" Chuck Size



QE-331/332

QE-331 3/8" AIR REVERSIBLE DRILL
QE-332 3/8" AIR DRILL

With Keyless Chuck Air inlet : 1/4"



3pcs Planet Gear



QE-333/334

QE-333 3/8" AIR REVERSIBLE DRILL
QE-334 3/8" AIR DRILL

With Key Chuck Air inlet : 1/4"



3pcs Planet Gear



QE-431/432

QE-431 3/8" AIR REVERSIBLE DRILL
QE-432 3/8" AIR DRILL

With Keyless Chuck Air inlet : 1/4"



2pcs Planet Gear with bearing



QE-433/434

QE-433 3/8" AIR REVERSIBLE DRILL
QE-434 3/8" AIR DRILL

With Key Chuck Air inlet : 1/4"



2pcs Planet Gear with bearing



QE-532

3/8" AIR DRILL
With Keyless Chuck Air inlet : 1/4"



3pcs Planet Gear with bearing



QE-533

3/8" AIR REVERSIBLE DRILL
With Key Chuck Air inlet : 1/4"



3pcs Planet Gear with bearing



QE-833

3/8" AIR REVERSIBLE DRILL
With Key Chuck Air inlet : 1/4"



3pcs Planet Gear



QE-633

3/8" 90° AIR REVERSIBLE DRILL
With Keyless Chuck Air inlet : 1/4"



2pcs Planet Gear with bearing



QE-933

3/8" AIR REVERSIBLE DRILL
With Keyless Chuck Air inlet : 1/4"



2pcs Planet Gear with bearing



QE-935

3/8" AIR STRAIGHT DRILL
With Keyless Chuck Air inlet : 1/4"

Stylized grip



2pcs Planet Gear with bearing















QE-936

3/8" AIR STRAIGHT DRILL
WITH KEY CHUCK Air inlet : 1/4"

Stylized grip



| | Chuck Size inch(mm) | Free Speed R.P.M | Motor hp | Stall Torque N.m | Avg. Air Consumption CFM (L/min) | Air Pressure PSI (bar) | Overall Length Inch (mm) | Net Weight LBS kg | | Air Hose Inch | Sound Pressure dBA | Vibration Level m/s ² |
|--------|---|---|---|---|---|---|--|---|---|---|---|---|
| |  |  |  |  |  |  |  |  |  |  |  |  |
| QE-331 | 3/8"(10) | 1800 | 0.65 | 6.29 | 6.5(184) | 90(6.3) | 8"(203) | 2.42 | 1.1 | 3/8" | 96.5 | 0.3 |
| QE-332 | 3/8"(10) | 2200 | 0.60 | 6.31 | 6.5(184) | 90(6.3) | 7-1/2"(190) | 2.20 | 1.0 | 3/8" | 96.5 | 0.3 |
| QE-333 | 3/8"(10) | 1800 | 0.65 | 6.29 | 6.5(184) | 90(6.3) | 8"(203) | 2.42 | 1.1 | 3/8" | 92.0 | 0.2 |
| QE-334 | 3/8"(10) | 2200 | 0.60 | 6.31 | 6.5(184) | 90(6.3) | 7-1/2"(190) | 2.20 | 1.0 | 3/8" | 92.0 | 0.2 |
| QE-431 | 3/8"(10) | 1800 | 0.50 | 10.9 | 4.0(112) | 90(6.3) | 8-29/32"(226) | 2.6 | 1.18 | 3/8" | 90.0 | 3.0 |
| QE-432 | 3/8"(10) | 2200 | 0.70 | 8.76 | 4.8(135) | 90(6.3) | 8-29/32"(226) | 2.6 | 1.18 | 3/8" | 90.0 | 3.0 |
| QE-433 | 3/8"(10) | 1800 | 0.50 | 10.9 | 4.0(112) | 90(6.3) | 9-1/16"(230) | 2.7 | 1.23 | 3/8" | 90.0 | 3.0 |
| QE-434 | 3/8"(10) | 2200 | 0.70 | 8.76 | 4.8(135) | 90(6.3) | 9-1/16"(230) | 2.7 | 1.23 | 3/8" | 90.0 | 3.0 |
| QE-532 | 3/8"(10) | 2800 | 0.70 | 8.58 | 4.8(135) | 90(6.3) | 9-9/16"(243) | 2.7 | 1.23 | 3/8" | 90.0 | 3.0 |
| QE-533 | 3/8"(10) | 2200 | 0.50 | 10.58 | 4.0(112) | 90(6.3) | 9-13/32"(189) | 2.7 | 1.23 | 3/8" | 90.0 | 3.0 |
| QE-833 | 3/8"(10) | 1800 | 0.45 | 7.33 | 4.0(113) | 90(6.3) | 7-1/4"(185) | 2.7 | 1.23 | 3/8" | 83.0 | 0.3 |
| QE-633 | 3/8"(10) | 1600 | 0.50 | 6.06 | 3.0(85) | 90(6.3) | 8-1/4"(210) | 2.4 | 1.10 | 3/8" | 72.0 | 2.5 |
| QE-933 | 3/8"(10) | 2600 | 0.50 | 3.85 | 3.0(85) | 90(6.3) | 8-15/32"(215) | 2.0 | 0.90 | 3/8" | 72.0 | 2.5 |
| QE-935 | 3/8"(10) | 4000 | 0.5 | 2.98 | 5.0(141) | 90(6.3) | 9"(230) | 1.89 | 0.86 | 3/8" | 85.0 | 1.6 |
| QE-936 | 3/8"(10) | 22000 | 0.5 | ----- | 5.0(141) | 90(6.3) | 8-9/16"(218) | 1.62 | 0.74 | 3/8" | 85.0 | 1.2 |

1/2" Chuck Size



QE-341/342

QE-341 1/2" Air Reversible Drill
QE-342 1/2" Air Drill

With Keyless Chuck Air inlet : 1/4"



3pcs Planet Gear x 2Set



QE-343/344

QE-343 1/2" Air Reversible Drill
QE-344 1/2" Air Drill

With Key Chuck Air inlet : 1/4"



3pcs Planet Gear x 2Set



QE-441/442

QE-441 1/2" Air Reversible Drill
QE-442 1/2" Air Drill

With Keyless Chuck Air inlet : 1/4"



2pcs Planet Gear
x 2Set bearing



QE-443

1/2" Air Reversible Drill
With Key Chuck

Air inlet : 1/4"



2pcs Planet Gear
x 2Set bearing



QE-542

1/2" Air Drill
With Keyless Chuck

Air inlet : 1/4"



3pcs Planet Gear
x 2Set bearing



QE-543

1/2" Air Reversible Drill
With Key Chuck

Air inlet : 1/4"



3pcs Planet Gear
x 2Set bearing

AIR DRILL



QE-841

1/2" Air Reversible Drill

With Keyless Chuck Air inlet : 1/4"



3pcs Planet Gear x 2Set



QE-843

1/2" Air Reversible Drill

With Key Chuck Air inlet : 1/4"



3pcs Planet Gear x 2Set



QE-845

1/2" Air Reversible Drill

With Key Chuck Air inlet : 1/4"



3pcs Planet Gear x 2Set

| | Chuck Size inch(mm) | Free Speed R.P.M | Motor hp | Stall Torque N.m | Avg. Air Consumption CFM (L/min) | Air Pressure PSI (bar) | Overall Length Inch (mm) | Net Weight LBS kg | | Air Hose Inch | Sound Pressure dBA | Vibration Level m/s ² |
|--------|------------------------|---------------------|-------------|---------------------|-------------------------------------|---------------------------|-----------------------------|----------------------|------|------------------|-----------------------|-------------------------------------|
| | | | | | | | | | | | | |
| QE-341 | 1/2"(13) | 800 | 0.65 | 11.15 | 6.5(184) | 90(6.3) | 9"(230) | 3.96 | 1.8 | 3/8" | 96.5 | 0.1 |
| QE-342 | 1/2"(13) | 800 | 0.60 | 11.03 | 6.5(184) | 90(6.3) | 8-1/4"(209) | 3.74 | 1.7 | 3/8" | 96.5 | 0.1 |
| QE-343 | 1/2"(13) | 800 | 0.65 | 11.15 | 6.5(184) | 90(6.3) | 9"(230) | 3.96 | 1.8 | 3/8" | 97.5 | 0.1 |
| QE-344 | 1/2"(13) | 800 | 0.60 | 11.03 | 6.5(184) | 90(6.3) | 8-1/4"(209) | 3.74 | 1.7 | 3/8" | 97.5 | 0.1 |
| QE-441 | 1/2"(13) | 1100 | 0.50 | 14.68 | 4.0(112) | 90(6.3) | 10-5/8"(270) | 3.5 | 1.58 | 3/8" | 90.0 | 3.0 |
| QE-442 | 1/2"(13) | 1300 | 0.70 | 13.54 | 4.8(135) | 90(6.3) | 10-5/8"(270) | 3.5 | 1.58 | 3/8" | 90.0 | 3.0 |
| QE-443 | 1/2"(13) | 1100 | 0.50 | 14.68 | 4.0(112) | 90(6.3) | 10-5/8"(270) | 3.8 | 1.73 | 3/8" | 90.0 | 3.0 |
| QE-542 | 1/2"(13) | 1300 | 0.70 | 15.89 | 4.8(135) | 90(6.3) | 11"(280) | 3.8 | 1.73 | 3/8" | 90.0 | 3.0 |
| QE-543 | 1/2"(13) | 1100 | 0.50 | 14.89 | 4.0(112) | 90(6.3) | 10-7/8"(276) | 3.8 | 1.73 | 3/8" | 90.0 | 3.0 |
| QE-841 | 1/2"(13) | 800 | 0.45 | 12.58 | 4.0(113) | 90(6.3) | 8-1/4"(210) | 3.7 | 1.7 | 3/8" | 83.0 | 0.3 |
| QE-843 | 1/2"(13) | 800 | 0.45 | 12.58 | 4.0(113) | 90(6.3) | 8-1/4"(210) | 3.9 | 1.8 | 3/8" | 83.0 | 0.3 |
| QE-845 | 1/2"(13) | 500 | 0.45 | 12.83 | 4.0(113) | 90(6.3) | 8-1/4"(210) | 3.9 | 1.8 | 3/8" | 83.0 | 0.3 |

NEW PRODUCT



QE-6030

QE-6030L

Air Right Angle Drill / Threaded type

Air inlet : 1/4"



QE-6130

QE-6130L

Air Right Angle Drill / Threaded type

Air inlet : 1/4"





QE-6010 QE-6010L

Air 45° Angle Drill / Threaded type

Air inlet : 1/4"



QE-6020 QE-6020L

Air Right Angle Drill / Threaded type

Air inlet : 1/4"



QE-6120 QE-6120L

Air Right Angle Drill / Threaded type

Air inlet : 1/4"



QE-6110 QE-6110L

Air 45° Angle Drill / Threaded type

Air inlet : 1/4"



QE-6021 QE-6021L

Air Right Angle Drill / Collect type

Air inlet : 1/4"



QE-6011 QE-6011L

Air 45° Angle Drill / Collect type

Air inlet : 1/4"



AIR DRILL



QE-6121 QE-6121L

Air Right Angle Drill / Collect type

Air inlet : 1/4"



QE-6111 QE-6111L

Air 45° Angle Drill / Collect type

Air inlet : 1/4"



| | Spindle Size | Free Speed R.P.M | Motor hp | Air Inlet kg/cm ² | Overall Length inch(mm) | Avg. Air Consumption CFM (L/min) | Air Pressure PSI (bar) | Net Weight LBS | kg | Air Hose Inch | Sound Pressure dBA | Vibration Level m/s ² |
|----------|--------------|---------------------|-------------|---------------------------------|------------------------------|-------------------------------------|---------------------------|-------------------|------|------------------|-----------------------|-------------------------------------|
| | | | hp | | | | | | | | | |
| QE-6030 | 1/4"-28 | 4000 | 0.40 | 1/4" | 9-1/2"(240) | 3.0(84) | 90(6.3) | 1.4 | 0.64 | 3/8" | 81.5 | <2.5 |
| QE-6030L | 1/4"-28 | 4000 | 0.40 | 1/4" | 12-1/8"(308) | 3.0(84) | 90(6.3) | 1.65 | 0.75 | 3/8" | 81.5 | <2.5 |
| QE-6020 | 1/4"-28 | 4000 | 0.40 | 1/4" | 9-1/2"(240) | 3.0(84) | 90(6.3) | 1.4 | 0.64 | 3/8" | 81.5 | <2.5 |
| QE-6020L | 1/4"-28 | 4000 | 0.40 | 1/4" | 12-1/8"(308) | 3.0(84) | 90(6.3) | 1.65 | 0.75 | 3/8" | 81.5 | <2.5 |
| QE-6010 | 1/4"-28 | 4000 | 0.40 | 1/4" | 10"(256) | 3.0(84) | 90(6.3) | 1.4 | 0.64 | 3/8" | 81.5 | <2.5 |
| QE-6010L | 1/4"-28 | 4000 | 0.40 | 1/4" | 13-1/8"(333) | 3.0(84) | 90(6.3) | 1.65 | 0.75 | 3/8" | 81.5 | <2.5 |
| QE-6130 | 1/4"-28 | 3600 | 0.60 | 1/4" | 10-1/4"(259) | 3.5(99) | 90(6.3) | 2.2 | 1.0 | 3/8" | 82 | <2.5 |
| QE-6130L | 1/4"-28 | 3600 | 0.60 | 1/4" | 12-7/8"(327) | 3.5(99) | 90(6.3) | 2.2 | 1.0 | 3/8" | 82 | <2.5 |
| QE-6120 | 1/4"-28 | 3600 | 0.60 | 1/4" | 10-1/4"(259) | 3.5(99) | 90(6.3) | 2.2 | 1.0 | 3/8" | 82 | <2.5 |
| QE-6120L | 1/4"-28 | 3600 | 0.60 | 1/4" | 12-7/8"(327) | 3.5(99) | 90(6.3) | 2.2 | 1.0 | 3/8" | 82 | <2.5 |
| QE-6110 | 1/4"-28 | 3600 | 0.60 | 1/4" | 10-7/8"(274) | 3.5(99) | 90(6.3) | 1.9 | 0.86 | 3/8" | 82 | <2.5 |
| QE-6110L | 1/4"-28 | 3600 | 0.60 | 1/4" | 13-7/8"(351) | 3.5(99) | 90(6.3) | 2.2 | 1.0 | 3/8" | 82 | <2.5 |
| QE-6021 | 9/32"-40 | 4000 | 0.40 | 1/4" | 9-1/2"(240) | 3.0(84) | 90(6.3) | 1.4 | 0.64 | 3/8" | 81.5 | <2.5 |
| QE-6021L | 9/32"-40 | 4000 | 0.40 | 1/4" | 9-1/2"(240) | 3.0(84) | 90(6.3) | 1.65 | 0.75 | 3/8" | 81.5 | <2.5 |
| QE-6011 | 9/32"-40 | 4000 | 0.40 | 1/4" | 10"(256) | 3.0(84) | 90(6.3) | 1.4 | 0.64 | 3/8" | 81.5 | <2.5 |
| QE-6011L | 9/32"-40 | 4000 | 0.40 | 1/4" | 13-1/8"(333) | 3.0(84) | 90(6.3) | 1.65 | 0.75 | 3/8" | 81.5 | <2.5 |
| QE-6121 | 9/32"-40 | 3600 | 0.60 | 1/4" | 10-1/4"(259) | 3.5(99) | 90(6.3) | 1.9 | 0.86 | 3/8" | 82 | <2.5 |
| QE-6121L | 9/32"-40 | 3600 | 0.60 | 1/4" | 12-7/8"(327) | 3.5(99) | 90(6.3) | 2.2 | 1.0 | 3/8" | 82 | <2.5 |
| QE-6111 | 9/32"-40 | 3600 | 0.60 | 1/4" | 10-7/8"(274) | 3.5(99) | 90(6.3) | 1.9 | 0.86 | 3/8" | 82 | <2.5 |
| QE-6111L | 9/32"-40 | 3600 | 0.60 | 1/4" | 13-7/8"(351) | 3.5(99) | 90(6.3) | 2.2 | 1.0 | 3/8" | 82 | <2.5 |



QE-6022 QE-6022L

Air Right Angle Drill / Chuck type
Air inlet : 1/4"



QE-6112 QE-6112L

Air 45°Angle Drill / Chuck type
Air inlet : 1/4"



QE-6012 QE-6012L

Air Right Angle Drill / Chuck type
Air inlet : 1/4"



QE-6122 QE-6122L

Air Right Angle Drill / Chuck type
Air inlet : 1/4"




| | Chuck Size Inch (mm) | Free Speed R.P.M | Motor hp | Air Inlet kg/cm ² | Overall Length inch(mm) | Avg. Air Consumption CFM (L/min) | Air Pressure PSI (bar) | Net Weight LBS kg | Air Hose Inch | Sound Pressure dBA | Vibration Level m/s ² |
|----------|-------------------------|---------------------|-------------|---------------------------------|------------------------------|-------------------------------------|---------------------------|-------------------------|------------------|-----------------------|-------------------------------------|
| | | | | | | | | | | | |
| QE-6022 | 1/8"(3mm) | 4000 | 0.40 | 1/4" | 9-1/2"(240) | 3.0(84) | 90(6.3) | 1.4 0.64 | 3/8" | 81.5 | <2.5 |
| QE-6022L | 1/8"(3mm) | 4000 | 0.40 | 1/4" | 12-1/8"(308) | 3.0(84) | 90(6.3) | 1.65 0.75 | 3/8" | 81.5 | <2.5 |
| QE-6012 | 1/8"(3mm) | 4000 | 0.40 | 1/4" | 10-1/8"(256) | 3.0(84) | 90(6.3) | 1.4 0.64 | 3/8" | 81.5 | <2.5 |
| QE-6012L | 1/8"(3mm) | 4000 | 0.40 | 1/4" | 13-1/8"(333) | 3.0(84) | 90(6.3) | 1.65 0.75 | 3/8" | 81.5 | <2.5 |
| QE-6122 | 1/8"(3mm) | 3600 | 0.60 | 1/4" | 10-1/4"(259) | 3.5(99) | 90(6.3) | 1.9 0.86 | 3/8" | 82 | <2.5 |
| QE-6122L | 1/8"(3mm) | 3600 | 0.60 | 1/4" | 12-7/8"(327) | 3.5(99) | 90(6.3) | 2.2 1.0 | 3/8" | 82 | <2.5 |
| QE-6112 | 1/8"(3mm) | 3600 | 0.60 | 1/4" | 10-3/4"(274) | 3.5(99) | 90(6.3) | 1.9 0.86 | 3/8" | 82 | <2.5 |
| QE-6112L | 1/8"(3mm) | 3600 | 0.60 | 1/4" | 13-7/8"(351) | 3.5(99) | 90(6.3) | 2.2 1.0 | 3/8" | 82 | <2.5 |

AIR SCREWDRIVER



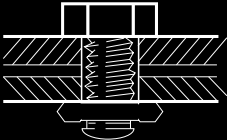
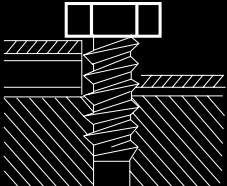
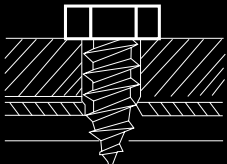
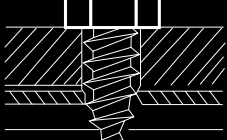
Pistol Type



Straight Type

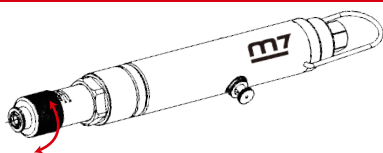
★★
Excellent

★
Good

| Joint & Torque Curve | Clutch Type | Model Number | | | | | |
|--|-----------------------------|--------------|---------|---------|---------|--------|---------|
| | | M3 | M3.5 | M4 | M5 | M6 | M8 |
|  <p>Free Running</p> <p>Hard stop/soft stop</p> | ★★ Shut-off Screwdriver | RA-3023 | RA-3017 | RA-3011 | RA-4008 | | |
| | | | RA-3123 | RA-4015 | RA-5005 | | |
| | | | | RA-4021 | RA-5008 | | |
| | | | | RA-5017 | RA-4108 | | |
| | | | | RA-3111 | RA-4115 | | |
| | ★ Adjustable Clutch | | | RA-3117 | RA-5015 | | |
| | | | | RA-4121 | RA-5108 | | |
| | | | | | RA-5117 | | |
| | | | | RA-1131 | RA-1151 | RA-802 | |
| | | | | RA-1132 | RA-2161 | RA-302 | |
|  <p>Self-Tapping</p> <p>Thick Material</p> <p>Sheet Metal</p> | ★★ Adjustable Clutch | | | RA-1131 | RA-1151 | RA-802 | |
| | | | | RA-1132 | RA-2161 | RA-302 | |
| | | | | RA-1141 | | | |
| | | | | RA-1142 | | | |
| | | | | RA-1162 | | | |
| | ★ Twin Dog & Twin Hammer | | | RA-301 | | | |
| | | | | RA-801 | | | |
| | | | | RA-1232 | RA-2242 | RA-606 | RA-2272 |
| | | | | RA-1242 | RA-102 | RA-201 | RA-608 |
| | | | | RA-101 | | RA-110 | RA-1272 |
|  <p>Self-Tapping</p> <p>Plastic</p> | ★★ Adjustable Clutch | | | RA-101C | | RA-105 | RA-111 |
| | | | | RA-1131 | RA-1151 | RA-802 | |
| | | | | RA-1132 | RA-2161 | RA-302 | |
| | | | | RA-1141 | | | |
| | | | | RA-1142 | | | |
| | ★ Twin Dog | | | RA-1162 | | | |
| | | | | RA-301 | | | |
| | | | | RA-801 | | | |
| | | | | RA-1232 | RA-2242 | RA-606 | RA-2272 |
| | | | | RA-1242 | RA-102 | RA-201 | RA-608 |
|  <p>Wood screws</p> | ★★ Positive Clutch | | | RA-101 | | RA-105 | RA-1272 |
| | | | | RA-101C | | | |
| | ★ Twin Dog | | | | | RA-811 | |
| | | | | | | RA-402 | |
| | | | | RA-1232 | RA-2242 | RA-606 | RA-2272 |
| | | | | RA-1242 | RA-102 | RA-201 | RA-608 |

Clutch Type Series

Extmal Adjustment



RA-1131

AIR SCREWDRIVER ADJUSTABLE CLUTCH


Screw Capacity : M4
Air inlet : 1/4"



RA-1141

AIR SCREWDRIVER ADJUSTABLE CLUTCH


Screw Capacity : M4
Air inlet : 1/4"



RA-1151

AIR SCREWDRIVER ADJUSTABLE CLUTCH


Screw Capacity : M5
Air inlet : 1/4"



RA-2161

AIR SCREWDRIVER ADJUSTABLE CLUTCH

Screw Capacity : M5
Air inlet : 1/4"



Impact Type Series



RA-101 RA-101C

Twin Dog Type

Screw Capacity : M4
Air inlet : 1/4"



RA-102

Twin Dog Type

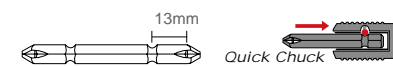
Screw Capacity : M5
Air inlet : 1/4"



RA-105

Twin Dog Type

Screw Capacity : M6
Air inlet : 1/4"



RA-110

Twin Hammer Type

Screw Capacity : M6
Air inlet : 1/4"



RA-1232

Twin Dog Type

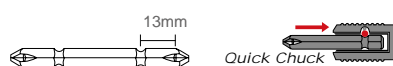
Screw Capacity : M4
Air inlet : 1/4"



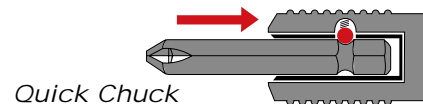
RA-1242

Twin Dog Type

Screw Capacity : M4
Air inlet : 1/4"



AIR SCREWDRIVER




RA-1272

Twin Dog Type

Screw Capacity : M8

Air inlet : 1/4"




RA-608

Twin Dog Type

Screw Capacity : M8

Air inlet : 1/4"



RA-201

Twin Dog Type

Screw Capacity : M8

Air inlet : 1/4"



RA-606

Twin Dog Type

Screw Capacity : M6

Air inlet : 1/4"



RA-2242

Twin Dog Type

Screw Capacity : M5

Air inlet : 1/4"



RA-2272

Twin Dog Type

Screw Capacity : M8

Air inlet : 1/4"



| | Bit Size inch(mm) | Torque Range FT-LB(Nm) | Free Speed R.P.M | Avg. Air Consumption Pressure CFM (L/min) | Air PSI (bar) | Overall Length Inch (mm) | Net Weight LBS kg | Air Hose Inch | Sound Pressure dBA | Vibration Level m/s ² |
|---------|----------------------|---------------------------|---------------------|--|------------------|-----------------------------|----------------------|------------------|-----------------------|-------------------------------------|
| | | | | | | | | | | |
| RA-1131 | 1/4"(6.35) | 0.7-2.9(1-4) | 1800 | 4.5(127) | 90(6.3) | 9"(228) | 1.6 0.76 | 3/8" | 80.0 | 2.3 |
| RA-1141 | 1/4"(6.35) | 0.7-2.2(1-3) | 800 | 4.5(127) | 90(6.3) | 8-7/8"(226) | 1.6 0.76 | 3/8" | 80.0 | 2.3 |
| RA-1151 | 1/4"(6.35) | 1.4-3.7(2-5) | 1900 | 4.5(127) | 90(6.3) | 9-1/32"(229) | 2.2 1.01 | 3/8" | 85.0 | 2.3 |
| RA-2161 | 1/4"(6.35) | 1.4-3.7(2-5) | 750 | 7.5(212) | 90(6.3) | 7-15/32"(190) | 2.0 1.00 | 3/8" | 80.0 | 2.0 |
| RA-101 | 1/4"(6.35) | 3.7-8.9(5-12) | 9000 | 6.0(170) | 90(6.3) | 6-1/2"(166) | 1.32 0.6 | 3/8" | 85.7 | 2.2 |
| RA-102 | 1/4"(6.35) | 3.7-10.3(5-14) | 9000 | 6.0(170) | 90(6.3) | 6-3/4"(172) | 1.54 0.7 | 3/8" | 86.7 | 3.7 |
| RA-105 | 1/4"(6.35) | 3.7-16.2(5-22) | 8500 | 8.5(241) | 90(6.3) | 8-1/4"(208) | 2.20 1.0 | 3/8" | 96.7 | 4.9 |
| RA-110 | 1/4"(6.35) | 3.7-29.5(5-40) | 8500 | 8.5(241) | 90(6.3) | 8-1/4"(208) | 2.20 1.0 | 3/8" | 96.7 | 4.9 |
| RA-1232 | 1/4"(6.35) | 11-22 (15-30) | 9000 | 4.5(127) | 90(6.3) | 7-11/16"(195) | 1.47 0.67 | 3/8" | 80.0 | 3.2 |
| RA-1242 | 1/4"(6.35) | 14-22 (19-30) | 12500 | 5.0(141) | 90(6.3) | 6-11/16"(170) | 1.25 0.57 | 3/8" | 89.0 | 3.9 |
| RA-1272 | 1/4"(6.35) | 44-177(60-240) | 8000 | 9.0(255) | 90(6.3) | 7-27/32"(200) | 2.30 1.06 | 3/8" | 97.0 | 5.1 |
| RA-201 | 1/4"(6.35) | 3.7-18.5(5-25) | 10000 | 9.0(255) | 90(6.3) | 7"(180) | 2.65 1.2 | 3/8" | 93.0 | 5.3 |
| RA-606 | 1/4"(6.35) | 3.7-33.2(5-45) | 8000 | 5.6(160) | 90(6.3) | 7-4/5"(198) | 2.2 1.0 | 3/8" | 82.0 | 2.2 |
| RA-608 | 1/4"(6.35) | 3.7-42.8(5-58) | 8000 | 4.6(130) | 90(6.3) | 8-9/16"(217) | 2.86 1.3 | 3/8" | 86.0 | 3.5 |
| RA-2242 | 1/4"(6.35) | 18-26(24.4-35.2) | 13000 | 7.0(198) | 90(6.3) | 5-15/16"(150) | 2.0 0.9 | 3/8" | 88.0 | 2.7 |
| RA-2272 | 1/4"(6.35) | 44-177(59-240) | 7700 | 8.5(240) | 90(6.3) | 7-11/16"(195) | 3.0 1.38 | 3/8" | 93.0 | 4.9 |

Clutch Type Series

Internal Adjustment




RA-1132

ADJUSTABLE CLUTCH

Screw Capacity : M4

Air inlet : 1/4"

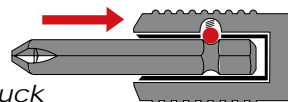
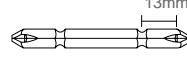


RA-1142

ADJUSTABLE CLUTCH

Screw Capacity : M4

Air inlet : 1/4"



Quick Chuck




RA-1162

ADJUSTABLE CLUTCH

Screw Capacity : M6

Air inlet : 1/4"


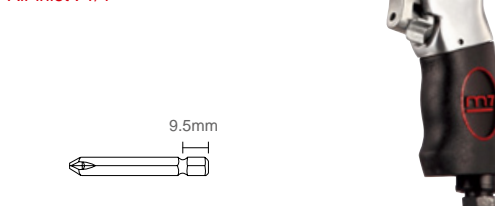


RA-301

ADJUSTABLE CLUTCH

Screw Capacity : M4

Air inlet : 1/4"



Quick Chuck

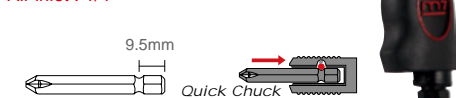


RA-302

ADJUSTABLE CLUTCH

Screw Capacity : M6

Air inlet : 1/4"

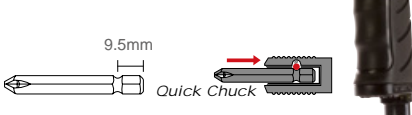


RA-801

ADJUSTABLE CLUTCH

Screw Capacity : M4

Air inlet : 1/4"

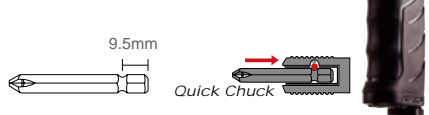


RA-802

ADJUSTABLE CLUTCH

Screw Capacity : M6

Air inlet : 1/4"



Positive Clutch Type Non - Adjustable

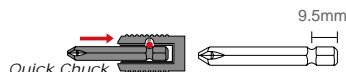
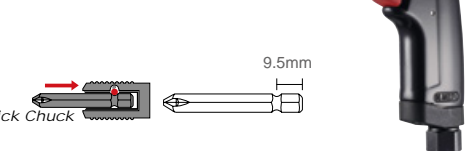


RA-402

Positive Clutch Type

Screw Capacity : M6

Air inlet : 1/4"



9.5mm

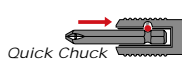
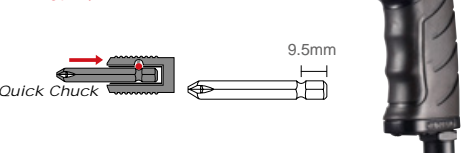


RA-811

Positive Clutch Type

Screw Capacity : M6

Air inlet : 1/4"



9.5mm

Torque Control or Shut-off



RA-31/RA-41/RA-51


SERIES

SHUT-OFF SCREWDRIVER

Air inlet : 1/4"



9.5mm



Reversible



RA-30/RA-40/RA-50

SERIES

SHUT-OFF SCREWDRIVER

Air inlet : 1/4"



9.5mm



Reversible



AIR SCREWDRIVER

NEW PRODUCT

ZT-31

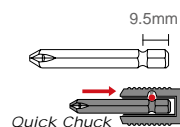
DIGITAL TORQUE TESTER
Torque Range 0~14.7Nm



RA-801ET

AIR SCREWDRIVER
EXTERNAL ADJUSTABLE

Screw Capacity : M4
Air inlet : 1/4"



| | Bit Size inch(mm) | Torque Range FT-LB(Nm) | Free Speed R.P.M | Avg. Air Consumption CFM (L/min) | Air Pressure PSI (bar) | Overall Length Inch (mm) | Net Weight LBS kg | | Air Hose Inch | Sound Pressure dBA | Vibration Level m/s ² |
|----------|----------------------|---------------------------|---------------------|-------------------------------------|---------------------------|-----------------------------|----------------------|------|------------------|-----------------------|-------------------------------------|
| | | | | | | | | | | | |
| RA-1132 | 1/4"(6.35) | 0.7~2.2(1-3) | 2200 | 6.0(170) | 90(6.3) | 9-7/32"(235) | 1.7 | 0.8 | 3/8" | 80.0 | 2.3 |
| RA-1142 | 1/4"(6.35) | 0.7~2.2(1-3) | 1700 | 5.0(141) | 90(6.3) | 9-7/32"(235) | 1.34 | 0.61 | 3/8" | 80.0 | 2.0 |
| RA-1162 | 1/4"(6.35) | 1.5~5.9(2-8) | 600 | 6.0(170) | 90(6.3) | 10-7/16"(265) | 2.1 | 0.95 | 3/8" | 90.0 | 2.2 |
| RA-301 | 1/4"(6.35) | 3.8-10(5-13.5) | 1800 | 6.0(170) | 90(6.3) | 7-1/2"(190) | 2.40 | 1.1 | 3/8" | 95.3 | 4.2 |
| RA-302 | 1/4"(6.35) | 3.8-12(5-16.3) | 800 | 6.0(170) | 90(6.3) | 9"(226) | 2.87 | 1.3 | 3/8" | 96.5 | 2.2 |
| RA-801 | 1/4"(6.35) | 3.8-10.4(5-14) | 1800 | 4.0(113) | 90(6.3) | 7-3/4"(195) | 2.70 | 1.22 | 3/8" | 83.0 | 4.2 |
| RA-802 | 1/4"(6.35) | 3.8-13.3(5-18) | 800 | 4.0(113) | 90(6.3) | 8-9/32"(210) | 2.80 | 1.30 | 3/8" | 83.0 | 4.2 |
| RA-402 | 1/4"(6.35) | 5-14(6~19) | 2200 | 3.9(111) | 90(6.3) | 7-3/32"(180) | 2.47 | 1.1 | 3/8" | 91.0 | 2.3 |
| RA-811 | 1/4"(6.35) | 5.0-13.0(6-17) | 2100 | 4.0(113) | 90(6.3) | 7"(178) | 2.50 | 1.13 | 3/8" | 83.0 | 3.7 |
| RA-801ET | 1/4"(6.35) | 13.2-23(1.5-2.6) | 1700 | 17.5(496) | 90(6.3) | 7-4/5"(198) | 2.65 | 1.20 | 1/4" | 93.6 | 1.35 |

| | Bit Size inch(mm) | Torque Range IN-LB(Nm) | Free Speed R.P.M | Avg. Air Consumption CFM (L/min) | Air Pressure PSI (bar) | Overall Length Inch (mm) | Net Weight LBS kg | | Air Hose Inch | Sound Pressure dBA | Vibration Level m/s ² |
|---------|----------------------|---------------------------|---------------------|-------------------------------------|---------------------------|-----------------------------|----------------------|------|------------------|-----------------------|-------------------------------------|
| | | | | | | | | | | | |
| RA-3011 | 1/4"(6.35) | 9.7-18.6(1.1-2.1) | 1100 | 3.2(90.6) | 90(6.3) | 7-3/8"(187) | 0.94 | 0.42 | 1/4" | 70.0 | 2.0 |
| RA-3017 | 1/4"(6.35) | 6.2-13.3(0.7-1.5) | 1700 | 3.2(90.6) | 90(6.3) | 7-3/8"(187) | 0.94 | 0.42 | 1/4" | 70.0 | 2.0 |
| RA-3023 | 1/4"(6.35) | 3.5-8.8(0.4-1.0) | 2300 | 3.2(90.6) | 90(6.3) | 7-3/8"(187) | 0.94 | 0.42 | 1/4" | 70.0 | 2.0 |
| RA-4008 | 1/4"(6.35) | 14.1-35.4(1.6-4.0) | 800 | 3.7(104.8) | 90(6.3) | 8-1/4"(209) | 1.43 | 0.65 | 1/4" | 74.0 | 2.5 |
| RA-4015 | 1/4"(6.35) | 8.8-19.5(1.0-2.2) | 1500 | 3.7(104.8) | 90(6.3) | 8-1/4"(209) | 1.43 | 0.65 | 1/4" | 74.0 | 2.5 |
| RA-4021 | 1/4"(6.35) | 8.8-15(1.0-1.7) | 2100 | 3.7(104.8) | 90(6.3) | 8-1/4"(209) | 1.43 | 0.65 | 1/4" | 74.0 | 2.5 |
| RA-5005 | 1/4"(6.35) | 44.2-92.9(5.0-10.5) | 480 | 4.0(113) | 90(6.3) | 9-1/2"(240) | 2.2 | 1.0 | 3/8" | 75.0 | 10 |
| RA-5008 | 1/4"(6.35) | 26.5-48.7(3.0-5.5) | 800 | 4.0(113) | 90(6.3) | 9-1/2"(240) | 2.2 | 1.0 | 3/8" | 75.0 | 10 |
| RA-5017 | 1/4"(6.35) | 13.3-23.0(1.5-2.6) | 1700 | 4.0(113) | 90(6.3) | 9-1/2"(240) | 2.2 | 1.0 | 3/8" | 75.0 | 10 |
| RA-3111 | 7/64"(2.6) | 9.7-18.5(1.1-2.1) | 1100 | 7.0(198) | 90(6.3) | 6-11/16"(170) | 1.57 | 0.71 | 1/4" | 82.0 | 0.73 |
| RA-3117 | 1/4"(6.35) | 6.2-13.2(0.7-1.5) | 1700 | 7.0(198) | 90(6.3) | 6-11/16"(170) | 1.57 | 0.71 | 1/4" | 84.0 | 1.51 |
| RA-3123 | 1/4"(6.35) | 3.5-8.8(0.4-1.0) | 2300 | 7.0(198) | 90(6.3) | 6-11/16"(170) | 1.57 | 0.71 | 1/4" | 84.0 | 1.34 |
| RA-4108 | 1/4"(6.35) | 14.1-35.2(1.6-4.0) | 800 | 10.5(297) | 90(6.3) | 6-15/16"(175) | 1.92 | 0.87 | 1/4" | 87.5 | 1.18 |
| RA-4115 | 1/4"(6.35) | 8.8-19.4(1.0-2.2) | 1500 | 10.5(297) | 90(6.3) | 6-15/16"(175) | 1.92 | 0.87 | 1/4" | 85.5 | 1.59 |
| RA-4121 | 1/4"(6.35) | 8.8-13.2(1.0-1.7) | 2100 | 10.5(297) | 90(6.3) | 6-15/16"(175) | 1.92 | 0.87 | 1/4" | 86.8 | 1.61 |
| RA-5105 | 1/4"(6.35) | 44-92.4(5.0-10.5) | 480 | 17.5(496) | 90(6.3) | 7-4/5"(198) | 2.65 | 1.20 | 1/4" | 93.1 | 0.48 |
| RA-5108 | 1/4"(6.35) | 26.4-48.4(3.0-5.5) | 800 | 17.5(496) | 90(6.3) | 7-4/5"(198) | 2.65 | 1.20 | 1/4" | 93.6 | 0.93 |
| RA-5117 | 1/4"(6.35) | 13.2-23(1.5-2.6) | 1700 | 17.5(496) | 90(6.3) | 7-4/5"(198) | 2.65 | 1.20 | 1/4" | 93.6 | 1.35 |

SPRING BALANCER

SP-3400
SP-3500



SP-101/102
SP-103/104
SP-105/111
SP-112/113



SP-212
SP-213













SP-3600
SP-3700
SP-3900
SP-31050
SP-31200








SP-3050/3070
SP-3090/3150
SP-3220/3300



| | Capacity Kg | Travel m | Rope | Rope Dia mm | Weight kg |
|----------|---|---|---|---|---|
| |  |  |  |  |  |
| SP-3300 | 22~30 | 1.3 | Cable | 4.8 | 8.3 |
| SP-3400 | 30~40 | 1.5 | Cable | 4.8 | 9.7 |
| SP-3500 | 40~50 | 1.5 | Cable | 4.8 | 10.1 |
| SP-3600 | 50~60 | 1.5 | Cable | 4.8 | 11.1 |
| SP-3700 | 60~70 | 1.5 | Cable | 4.8 | 11.4 |
| SP-3900 | 70~90 | 2 | Cable | 4.8 | 22.2 |
| SP-31050 | 90~105 | 2 | Cable | 4.8 | 23.8 |
| SP-31200 | 105~120 | 2 | Cable | 4.8 | 27.4 |

| | Capacity Kg | Travel m | Rope | Rope Dia mm | Weight kg |
|--------|---|---|---|---|---|
| |  |  |  |  |  |
| SP-101 | 0.3~0.8 | 1.4 | Cable | 2.5 | 0.49 |
| SP-102 | 0.6~1.5 | 1.4 | Cable | 2.5 | 0.52 |
| SP-103 | 1.0~2.0 | 1.4 | Cable | 2.5 | 0.53 |
| SP-104 | 1.5~3.0 | 1.4 | Cable | 3.2 | 0.76 |
| SP-105 | 3.0~5.0 | 1.4 | Cable | 3.2 | 0.81 |
| SP-111 | 0.3~0.8 | 1.4 | Nylon | 4.0 | 0.49 |
| SP-112 | 0.6~1.5 | 1.4 | Nylon | 4.0 | 0.52 |
| SP-113 | 1.0~2.0 | 1.4 | Nylon | 4.0 | 0.53 |

| | Capacity Kg | Travel m | Rope | Rope Dia mm | Weight kg |
|---------|--|---|---|---|---|
| |  |  |  |  |  |
| SP-212 | 0.3~1.2 | 1.6 | Nylon | 4.0 | 0.57 |
| SP-213 | 0.8~2.0 | 1.6 | Nylon | 4.0 | 0.57 |
| SP-3050 | 3.0~5.0 | 1.3 | Cable | 3.2 | 1.82 |
| SP-3070 | 5.0~7.0 | 1.3 | Cable | 3.2 | 1.85 |
| SP-3090 | 5.0~9.0 | 1.3 | Cable | 4.0 | 3.59 |
| SP-3150 | 9.0~15.0 | 1.3 | Cable | 4.0 | 3.61 |
| SP-3220 | 15.0~22.0 | 1.3 | Cable | 4.8 | 7.7 |
| SP-3300 | 22.0~30.0 | 1.3 | Cable | 4.8 | 8.3 |

AIR HAMMER



SC-331C

AIR HAMMER ROUND SHANK



SC-341C

**AIR HAMMER HEX SHANK
LOW VIBRATION AIR HAMMER**

Air inlet : 1/4"

SC-4 chisel kit is provided along with the tool.



SC-332C

AIR HAMMER ROUND SHANK



SC-342C

**AIR HAMMER HEX SHANK
LOW VIBRATION AIR HAMMER**

Air inlet : 1/4"

SC-4 chisel kit is provided along with the tool.



SC-211C

AIR HAMMER ROUND SHANK



SC-221C

AIR HAMMER HEX SHANK

Air inlet : 1/4"

SC-4 chisel kit is provided along with the tool.



SC-212C

AIR HAMMER ROUND SHANK



SC-222C

AIR HAMMER HEX SHANK

Air inlet : 1/4"

SC-4 chisel kit is provided along with the tool.



SN-1032

AIR FLUX CHIPPER

Air inlet : 1/4"



include the chisel

SC-05C[SET] / 06C[SET]

- 1pc- Air Hammer (Various Selections)
- 5pcs-Chisel Kits
- 1pc- Spring Retainer

| Item No. | Shank | Contents |
|----------|-------------|----------|
| SC-0517C | Round Shank | SC-211C |
| SC-0527C | Round Shank | SC-212C |
| Item No. | Shank | Contents |
| SC-0617C | Hex Shank | SC-221C |
| SC-0627C | Hex Shank | SC-222C |



SC-33C/34C

**NEEDLE SCALER ADAPTOR
FOR AIR HAMMER TOOLS USE ROUND / HEX**
19pcs 3mmx180mm

| Item No. | Shank | Contents |
|----------|-------------|----------|
| SC-33C | Round Shank | SC-211 |
| SC-34C | Hex Shank | SC-221 |

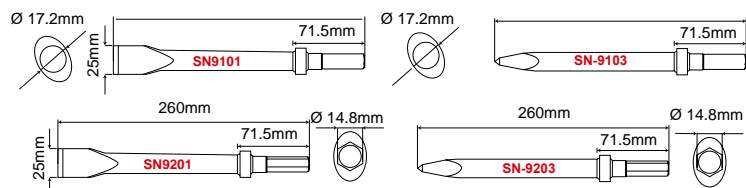












● SC-33C - / Round ● SC-34C - / Hex

SN-9101/9103

SN-9201/9203

Chisel For SN-31/SN-32 SERIES



| | Shank | Chuck Size inch(mm) | Stroke Length mm | Blow Minute bpm | Avg. Air Consumption CFM (L/min) | Air Pressure PSI (bar) | Overall Length Inch (mm) | Net Weight LBS kg | | Air Hose Inch | Sound Pressure dBA | Vibration Level m/s ² |
|---------|-------|---|---|--------------------|---|---|---|---|---|---|---|---|
| | ● ● ● |  |  | bpm |  |  |  |  |  |  |  |  |
| SC-211C | ● | 0.401(10.2) | 67 | 3200 | 4.0(113) | 90(6.3) | 6-7/8"(175) | 3.7 | 1.7 | 3/8" | 98.0 | 12.3 |
| SC-221C | ● | 0.393(10) | 67 | 3200 | 4.0(113) | 90(6.3) | 6-7/8"(175) | 3.7 | 1.7 | 3/8" | 98.0 | 12.3 |
| SC-212C | ● | 0.401(10.2) | 89 | 2200 | 4.0(113) | 90(6.3) | 8-7/8"(225) | 4.4 | 2.0 | 3/8" | 94.7 | 13.2 |
| SC-222C | ● | 0.393(10) | 89 | 2200 | 4.0(113) | 90(6.3) | 8-7/8"(225) | 4.4 | 2.0 | 3/8" | 94.7 | 13.2 |
| SC-331C | ● | 0.401(10.2) | 71 | 3000 | 7.8(220) | 90(6.3) | 7-31/64"(190) | 3.7 | 1.7 | 3/8" | 92.0 | 9.5 |
| SC-332C | ● | 0.401(10.2) | 92 | 2200 | 8.2(232) | 90(6.3) | 8-63/64"(228) | 4.4 | 2.0 | 3/8" | 94.0 | 10.6 |
| SC-341C | ● | 0.393(10) | 71 | 3000 | 7.8(220) | 90(6.3) | 7-31/64"(190) | 3.7 | 1.7 | 3/8" | 92 | 9.5 |
| SC-342C | ● | 0.393(10) | 92 | 2200 | 8.2(232) | 90(6.3) | 8-63/64"(228) | 4.4 | 2.0 | 3/8" | 94 | 10.6 |
| SN-1032 | ■ | 0.51(13) | 33 | 4000 | 4.23(120) | 90(6.3) | 11-1/2"(290) | 2.9 | 1.33 | 3/8" | 91.0 | 14.5 |

NEW PRODUCT



SC-371

AIR HAMMER
Do not include the chisel



SC-371C

AIR HAMMER
include the chisel

HAMMER CHISEL

SC-9406R
3/16"











SC-9405R
5/32"

SC-9404R
1/8"

SC-9403R
3/32"

SC-9432R
1"



| | Shank Size inch(mm) | Stroke Length mm | Blow Minute bpm | Avg. Air Consumption CFM (L/min) | Air Pressure PSI (bar) | Overall Length Inch (mm) | Net Weight LBS kg | | Air Hose Inch | Sound Pressure dBA | Vibration Level m/s ² |
|--------|---|---|--------------------|---|---|---|---|---|---|---|---|
| |  |  | bpm |  |  |  |  |  |  |  |  |
| SC-371 | 3/8"(10.2) | 62.5 | 3000 | 7.8(180) | 90(6.3) | 7-1/8"(180) | 3.7 | 1.7 | 3/8" | 95.0 | 8.8 |

AIR HAMMER



SN-3111C/3112C
SN-3113C/3114C

Round Shank

SN-3121C/3122C
SN-3123C/3124C

Hex Shank



SN-3212C/3213C
SN-3214C

Round Shank

SN-3222C/3223C
SN-3224C

Hex Shank



| | Shank | Chuck Size inch(mm) | Stroke Length mm | Blow Minute bpm | Avg. Air Consumption CFM (L/min) | Air Pressure PSI (bar) | Overall Length Inch (mm) | Net Weight LBS kg | Air Hose Inch | Sound Pressure dBA | Vibration Level m/s ² |
|----------|-------|------------------------|---------------------|--------------------|-------------------------------------|---------------------------|-----------------------------|----------------------|------------------|-----------------------|-------------------------------------|
| | ● ● ● | | | bpm | | | | | | | |
| SN-3111C | ● | 0.68(17.2) | 75 | 2500 | 10.0(283) | 90(6.3) | 15-1/2"(395) | 15.4 7.0 | 1/2" | 115.3 | 8.0 |
| SN-3121C | ● | 0.58(14.8) | 75 | 2500 | 10.0(283) | 90(6.3) | 15-1/2"(395) | 15.4 7.0 | 1/2" | 115.3 | 8.0 |
| SN-3112C | ● | 0.68(17.2) | 90 | 2300 | 20.0(566) | 90(6.3) | 16"(405) | 16.1 7.3 | 1/2" | 114.3 | 9.4 |
| SN-3122C | ● | 0.58(14.8) | 90 | 2300 | 20.0(566) | 90(6.3) | 16"(405) | 16.1 7.3 | 1/2" | 114.3 | 9.4 |
| SN-3113C | ● | 0.68(17.2) | 127 | 2000 | 22.0(622.6) | 90(6.3) | 17-3/4"(450) | 17.6 8.0 | 1/2" | 113.3 | 4.8 |
| SN-3123C | ● | 0.58(14.8) | 127 | 2000 | 22.0(622.6) | 90(6.3) | 17-3/4"(450) | 17.6 8.0 | 1/2" | 113.3 | 4.8 |
| SN-3114C | ● | 0.68(17.2) | 154 | 1600 | 24.0(679.2) | 90(6.3) | 18-1/2"(470) | 18.3 8.3 | 1/2" | 114.1 | 6.2 |
| SN-3124C | ● | 0.58(14.8) | 154 | 1600 | 24.0(679.2) | 90(6.3) | 18-1/2"(470) | 18.3 8.3 | 1/2" | 114.1 | 6.2 |
| SN-3212C | ● | 0.68(17.2) | 78 | 2300 | 20.0(566) | 90(6.3) | 14-5/8"(373) | 17.2 7.8 | 1/2" | 114.3 | 9.4 |
| SN-3222C | ● | 0.58(14.8) | 78 | 2300 | 20.0(566) | 90(6.3) | 14-5/8"(373) | 17.2 7.8 | 1/2" | 114.3 | 9.4 |
| SN-3213C | ● | 0.68(17.2) | 119 | 1900 | 22.0(622.6) | 90(6.3) | 16-1/2"(419) | 18.7 8.5 | 1/2" | 113.3 | 4.8 |
| SN-3223C | ● | 0.58(14.8) | 119 | 1900 | 22.0(622.6) | 90(6.3) | 16-1/2"(419) | 18.7 8.5 | 1/2" | 113.3 | 4.8 |
| SN-3214C | ● | 0.68(17.2) | 142 | 1700 | 24.0(679.2) | 90(6.3) | 17-1/2"(445) | 19.4 8.8 | 1/2" | 114.1 | 6.2 |
| SN-3224C | ● | 0.58(14.8) | 142 | 1700 | 24.0(679.2) | 90(6.3) | 17-1/2"(445) | 19.4 8.8 | 1/2" | 114.1 | 6.2 |

★★★
SN-1268
AIR NEEDLE SCALER
Air inlet : 1/4"



★★★
SN-1288
AIR NEEDLE SCALER
Air inlet : 1/4"



★★★
SN-1368
AIR NEEDLE SCALER
Air inlet : 1/4"



★★★
SN-2124
AIR PISTOL GRIP NEEDLE SCALER
Air inlet : 1/4"



★★★
SN-2128
AIR PISTOL GRIP NEEDLE SCALER
Air inlet : 1/4"



★★★
SN-2110
AIR PISTOL GRIP NEEDLE SCALER
Air inlet : 1/4"



SN-1268K001
DUST SHROUD ATTACHMENT
Available with SN-1268



SN-2128K001
DUST SHROUD ATTACHMENT
Available with SN-2128



SN-2110K001
DUST SHROUD ATTACHMENT
Available with SN-2110



| | Needle Diameter mm | Numbers of Needle inch(mm) | Stroke Length mm | Blow Per Minute bpm | Avg. Air Consumption CFM (L/min) | Air Pressure PSI (bar) | Overall Length Inch (mm) | Net Weight LBS kg | Air Hose Inch | Sound Pressure dBA | Vibration Level m/s² |
|---------|-----------------------|-------------------------------|---------------------|------------------------|-------------------------------------|---------------------------|-----------------------------|----------------------|------------------|-----------------------|-------------------------|
| SN-1268 | 3x180 | 19 | 28 | 4600 | 15(424) | 90(6.3) | 18-1/8"(460) | 6.2 2.80 | 3/8" | 91.0 | 13.7 |
| SN-1288 | 3x125 | 12 | 32 | 5500 | 3(85) | 90(6.3) | 11-3/8"(290) | 2.9 1.30 | 3/8" | 86.0 | 7.7 |
| SN-1368 | 3x180 | 19 | 27 | 3400 | 16(453) | 90(6.3) | 17"(430) | 5.9 2.70 | 3/8" | 91.0 | 13.7 |
| SN-2110 | 3x180 | 19 | 33 | 3700 | 15(424) | 90(6.3) | 13"(330) | 6.1 2.80 | 3/8" | 97.0 | 9.7 |
| SN-2128 | 3x180 | 28 | 28 | 3500 | 7.4(198) | 90(6.3) | 13-9/16"(335) | 6.2 2.80 | 3/8" | 100.0 | 8.1 |
| SN-2124 | 3x180 | 23 | 27 | 4000 | 7.4(209) | 90(6.3) | 13-9/16"(350) | 7.9 3.60 | 3/8" | 99.0 | 14.8 |

AIR HYDRAULIC RIVETER

PA-MC AUTOMATIC MANDREL COLLECTION

CONTENTS

| | |
|---------------|--------|
| 3/32" (2.4mm) | 220pcs |
| 1/8" (3.2mm) | 160pcs |
| 5/32" (4.0mm) | 110pcs |
| 3/16" (4.8mm) | 80pcs |



PE-MC AUTOMATIC MANDREL COLLECTION



PA-111

Air inlet : 1/4"



PA-201

Air inlet : 1/4"



PA-201V

Air inlet : 1/4"

Vacuum Type



PA-211

Air inlet : 1/4"



PA-321

Air inlet : 1/4"



PA-312V

Vacuum Type Air inlet : 1/4"



PA-301V

Vacuum Type Air inlet : 1/4"



PA-301

Air inlet : 1/4"



PA-301D

Air inlet : 1/4"



PA-301L

Air inlet : 1/4"



PA-203N

Air inlet : 1/4"



| | Traction Power lb.-f.(kg.-f) | Stroke Length mm | Capacity mm | Air Pressure PSI (bar) | Avg. Air Consumption L/cycle | Net Weight LBS kg | Air Hose Inch | Sound Pressure dBA | Vibration Level m/s ² |
|-------------------|---------------------------------|---------------------|----------------|---------------------------|---------------------------------|----------------------|------------------|-----------------------|-------------------------------------|
| | | | | | | | | | |
| PA-111 | 4100(1860) | 26 | 4.8-6.4 | 90(6.3) | 2.88 | 6.6 3.00 | 3/8" | 82.0 | 0.8 |
| PA-201 PA-201V | 3534(1603) | 14 | 2.4-6.4 | 90(6.3) | 2.32 | 3.9 1.80 | 3/8" | 79.7 | 0.5 |
| PA-211 | 3748(1700) | 18 | 2.4-6.4 | 90(6.3) | 2.9 | 3.8 1.75 | 3/8" | 79.7 | 0.8 |
| PA-321 | 2612(1185) | 22 | 2.4-4.8 | 90(6.3) | 1.48 | 3.3 1.50 | 3/8" | 79.7 | 0.4 |
| PA-312V | 1983(900) | 18 | 2.4-4.8 | 90(6.3) | 1.8 | 3.8 1.74 | 3/8" | 75.3 | 0.4 |
| PA-301V | 2303(1045) | 16 | 2.4-4.8 | 90(6.3) | 1.48 | 3.3 1.50 | 3/8" | 79.7 | 0.3 |
| PA-301 | 2303(1045) | 16 | 2.4-4.8 | 90(6.3) | 1.48 | 3.3 1.50 | 3/8" | 79.7 | 0.3 |
| PA-301D | 2303(1045) | 16 | 2.4-4.8 | 90(6.3) | 1.48 | 3.3 1.50 | 3/8" | 79.7 | 0.3 |
| PA-301L | 2303(1045) | 16 | 2.4-4.8 | 90(6.3) | 1.48 | 3.3 1.50 | 3/8" | 79.7 | 0.3 |
| PA-203 | 2640(1200) | 16 | 3.2-6.4 | 90(6.3) | 1.48 | 3.3 1.50 | 3/8" | 79.7 | 0.5 |

PB-2601

AIR HYDRAULIC NUT SETTER
Air inlet : 1/4"



PA-211TS

AIR HYDRAULIC RIVETER
Air inlet : 1/4"



PB-2402

AIR HYDRAULIC RIVET NUT TOOL
Air inlet : 1/4"



PB-1305 PB-1308 PB-1310

AIR RIVET NUT TOOL
Air inlet : 1/4"



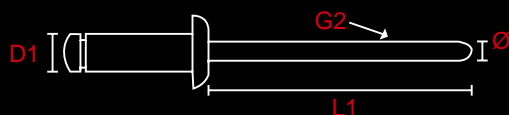
PB-1312

AIR RIVET NUT TOOL
Air inlet : 1/4"



| | Traction Power lb.-f.(kg.-f) | Free Speed R.P.M | Stroke Length mm | Capacity mm | Air Pressure PSI (bar) | Avg. Air Consumption L/cycle | Net Weight LBS kg | Air Hose Inch | Sound Pressure dBA | Vibration Level m/s ² |
|----------|---------------------------------|---------------------|---------------------|---------------------------------|---------------------------|---------------------------------|----------------------|------------------|-----------------------|-------------------------------------|
| | | | | | | | | | | |
| PB-2601 | 4300(594.5) | 3500 | 0-7.0 | M3 - M12 | 90 (6.3) | 7.5 | 5.4 2.46 | 3/8" | 80 | 1.2 |
| PA-211TS | 3748(1700) | ---- | 18 | 6.4 & 8.0 | 90(6.3) | 2.90 | 3.80 1.75 | 3/8" | 79.7 | 0.8 |
| PB-2402 | 3638(1650) | ---- | 9 | Steel M4.M10 Stainless M4.M8 | 90(6.3) | 1.50 | 3.40 1.55 | 3/8" | 82.0 | 0.8 |
| PB-1305 | ---- | 1200 | ---- | M3.M4.M5 | 90(6.3) | 7.8 | 2.42 1.10 | 3/8" | 86.0 | 1.6 |
| PB-1308 | ---- | 600 | ---- | M6.M8 | 90(6.3) | 7.8 | 2.86 1.30 | 3/8" | 86.0 | 1.6 |
| PB-1310 | ---- | 400 | ---- | M8.M10 | 90(6.3) | 7.8 | 2.80 1.30 | 3/8" | 86.0 | 1.6 |
| PB-1312 | ---- | 400 | ---- | M10.M12 | 90(6.3) | 7.8 | 2.80 1.27 | 3/8" | 86.0 | 1.6 |

| ITEM | MATERIAL | | RIVET DIAMETER(ØMM) | | | | | | |
|------------------|-----------|---------------|----------------------|--------------|-----|--------------|-----|-----|-----|
| | RIVET | RIVET MANDREL | (2.5) 2.4 | (3.0) 3.2 | 4.0 | (5.0) 4.8 | 6.4 | 7.2 | 8.0 |
| PA-111 | aluminum | aluminum | | | | | | | |
| | aluminum | steel | | | | | | | |
| | steel | steel | | | | | | | |
| | stainless | stainless | | | | | | | |
| PA-201 | aluminum | aluminum | | | | | | | |
| | aluminum | steel | | | | | | | |
| | steel | steel | | | | | | | |
| | stainless | stainless | | | | | | | |
| PA-201V | aluminum | aluminum | | | | | | | |
| | aluminum | steel | | | | | | | |
| | steel | steel | | | | | | | |
| | stainless | stainless | | | | | | | |
| PA-211 | aluminum | aluminum | | | | | | | |
| | aluminum | steel | | | | | | | |
| | steel | steel | | | | | | | |
| | stainless | stainless | | | | | | | |
| PA-211VMC | aluminum | aluminum | | | | | | | |
| | aluminum | steel | | | | | | | |
| | steel | steel | | | | | | | |
| | stainless | stainless | | | | | | | |
| PA-301 | aluminum | aluminum | | | | | | | |
| | aluminum | steel | | | | | | | |
| | steel | steel | | | | | | | |
| | stainless | stainless | | | | | | | |
| PA-301V | aluminum | aluminum | | | | | | | |
| | aluminum | steel | | | | | | | |
| | steel | steel | | | | | | | |
| | stainless | stainless | | | | | | | |
| PA-301D | aluminum | aluminum | | | | | | | |
| | aluminum | steel | | | | | | | |
| PA-301L | steel | steel | | | | | | | |
| | stainless | stainless | | | | | | | |
| PA-321 | aluminum | aluminum | | | | | | | |
| | aluminum | steel | | | | | | | |
| | steel | steel | | | | | | | |
| | stainless | stainless | | | | | | | |
| PA-312V | aluminum | aluminum | | | | | | | |
| | aluminum | steel | | | | | | | |
| | steel | steel | | | | | | | |
| | stainless | stainless | | | | | | | |
| PA-301VMC | aluminum | aluminum | | | | | | | |
| | aluminum | steel | | | | | | | |
| | steel | steel | | | | | | | |
| | stainless | stainless | | | | | | | |
| PA-211TS | aluminum | aluminum | | | | | | | |
| | aluminum | steel | | | | | | | |
| | steel | steel | | | | | | | |
| | stainless | stainless | | | | | | | |



Hydramlic cylinder Recommended Oil

SHELL Tellus NO.46
ESSO Teresso NO.46
MOBIL D.T.E 25 oil
USM Spec NO.300B Oil
CPC Circulation Oil R68

| | Rivet (D1) | Mandrel (L1) | Rivet Dia. (Ø) |
|--------------------|------------|--------------|----------------|
| Blind Rivet | 2.4mm | above27mm | 1.42~1.51(G2) |
| | 3.2mm | above28mm | 1.83~1.92(G2) |
| | 4.0mm | above29mm | 2.28~2.42(G2) |
| | 4.8mm | above30mm | 2.64~2.91(G2) |
| | 6.4mm | above30mm | 3.84~4.15(G2) |
| PA-211TS | 6.4mm | above40mm | 3.84~4.15(G2) |
| | 8.0mm | above40mm | 4.35~4.65(G2) |

RIVETER ADAPTOR RIVET NUT ADAPTOR

PB-9006

M6 RIVET NUT ADAPTOR

PB-9010

M10 RIVET NUT ADAPTOR



PA-9048

4.8mm (3/16") RIVETER ADAPTOR

PA-9064

6.35mm (1/4") RIVETER ADAPTOR



PB-9006P

M6 RIVET NUT ADAPTOR

PB-9010P

M10 RIVET NUT ADAPTOR

PA-9048P

4.8mm (3/16") RIVETER ADAPTOR

PA-9064P

6.35mm (1/4") RIVETER ADAPTOR

PA-9048PT

Riveter Adaptor

PA48PB06T

Riveter Adaptor + Rivet Nut Adaptor

PB-9006PT

Rivet Nut Adaptor



Assembling And Using Before First Use

Remove the unit and the accessory out of the packaging.
Keep packaging materials out of reach of children.

There is risk of suffocation.



TECHNICAL DATA

PA-9064

| | |
|----------------------|-----------------------------------|
| Dimensions | 59mm x173mm(2-11/32 x 6-3/4 inch) |
| Net Weight | 330g=0.73 lbs |
| Gross Weight | 500g=1.10 lbs |
| Nosepiece | 3.2mm(1/8), 4.0mm(5/32) |
| Nosepiece | 4.8mm(3/16),6.4mm(1/4) |
| Hex Shank | 1/4" (6.35 mm) |
| Cordless Drill | 14.4V ,18V |
| Cordless Drive | 14.4V ,18V |
| Reversible electric | 1/2"Drill |
| Reversible pneumatic | 1/2"Drill |
| Min. Torque Strength | 50 Nm = 37 ft/lbs |
| Max. rpm | 1,000 rpm |

| | |
|-----------------|----------------------------|
| 1. Hex Shank | 1/4 (6.35 mm) |
| 2. Housing | PA+GF |
| 3. Nosepiece | 3.2mm, 4.0mm, 4.8mm, 6.4mm |
| 4. Sight Window | Blind Rivet Loading |
| 5. Wrench | 1PC |
| 6. Handle | 1PC |

PA-9048

| | |
|----------------------|--------------------------------|
| Dimensions | 59mm x158mm(2-11/32" x 6-1/4") |
| Net Weight | 318g=0.70 lbs |
| Gross Weight | 368g=0.81 lbs |
| Nosepiece | 2.4mm(3/32),3.2mm(1/8) |
| Nosepiece | 4.0mm(5/32),4.8mm(3/16) |
| Hex Shank | 1/4" (6.35 mm) |
| Cordless Drill | 12V 14.4V 18V |
| Cordless Drive | 12V 14.4V 18V |
| Reversible electric | 3/8"Drill |
| Reversible pneumatic | 3/8"Drill |
| Min. Torque Strength | 11 Nm = 8 ft/lbs |
| Max. rpm | 1,000 rpm |

| | |
|----------------|-----------------------------|
| 1 Hex Shank | 1/4 (6.35 mm) |
| 2 Housing | PA+GF |
| 3 Nosepiece | 2.4mm , 3.2mm, 4.0mm, 4.8mm |
| 4 Sight Window | Blind Rivet Loading |
| 5 Wrench | 1PC |

PB-9006

| | |
|----------------------|----------------------------------|
| Dimensions | 59mm x172mm(2-11/32" x 6-25/32") |
| Weight | 280g=0.62 lbs |
| Nosepiece | M3 M4 M5 M6 |
| Hex Shank | 1/4" (6.35 mm) |
| Cordless Drill | 12V 14.4V |
| Cordless Drive | 12V 14.4V |
| Reversible electric | Drill (Advice 500W) |
| Reversible pneumatic | Drill (Advice 3/8") |
| Min. Torque Strength | 15 Nm = 11 ft/lbs |
| Max. rpm | 1000 rpm |

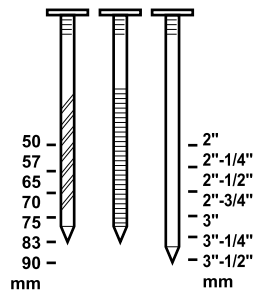
PB-9010

| | |
|----------------------|---------------------------------|
| Dimensions | 59mm x180mm(2-11/32" x 7-3/32") |
| Weight | 350g=0.77 lbs |
| Nosepiece | M6 M8 M10 |
| Hex Shank | 1/4" (6.35 mm) |
| Cordless Drill | 14.4V |
| Cordless Drive | 18V |
| Reversible electric | Drill (Advice 500W) |
| Reversible pneumatic | Drill (Advice 1/2") |
| Min. Torque Strength | 100 Nm = 73.7 ft/lbs |
| Max. rpm | 800 rpm |

AIR NAILER & AIR STAPLER

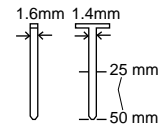
★★ **SJ-FN90E**

Air Framing Nailer 34°
Air inlet : 1/4"



★★ **SJ-1650T**

AIR NAILER
Safety trigger
Air inlet : 1/4"

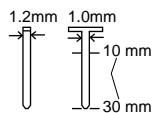


| | Collated mm | Nail Head | Nail Length mm(inch) | Shank Dia. mm | | Load Capacity Nails | Weight kgs | Working Pressure P |
|----------|----------------|--------------|-------------------------|------------------|-----|------------------------|---------------|-----------------------|
| SJ-FN90E | Paper / Wire | Clipped Head | 50~90(2"~3-1/2") | 2.9 | 3.3 | 75-105 | 3.9 | 90 |



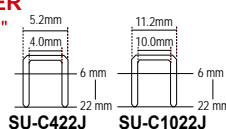
SJ-1830F **SJ-C1830F**

AIR NAILER
Safety trigger
Air inlet : 1/4"



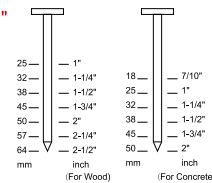
SU-C422J **SU-C1022J**

AIR NAILER
Air inlet : 1/4"




SJ-TN64 **AIR CONCRETE NAILER**

Air inlet : 1/4"



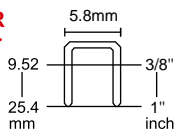
SJ-BNF1664

AIR BRAD NAILER
Air inlet : 1/4"



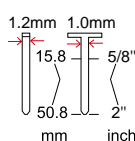
SU-9025

AIR STAPLER
Safety trigger
Air inlet : 1/4"



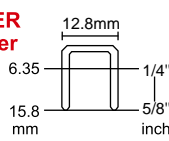
SJ-1850F

AIR NAILER
Safety trigger
Air inlet : 1/4"



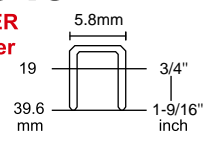
SU-8016

AIR STAPLER
Safety trigger
Air inlet : 1/4"

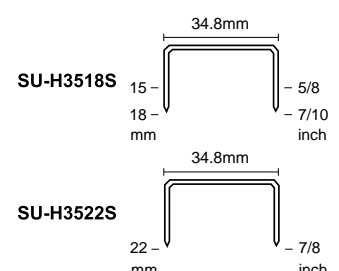
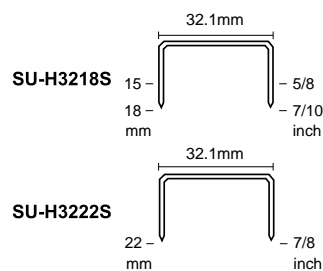


SU-9040

AIR STAPLER
Safety trigger
Air inlet : 1/4"



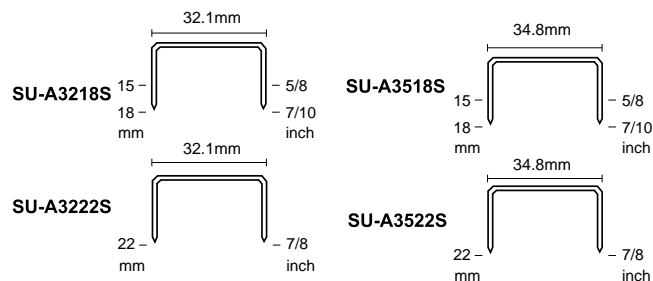
SU-H3518S **SU-H3522S** **SU-H3218S** **SU-H3222S** **HAND CARTON STAPLER**





SU-A3518S SU-A3522S SU-A3218S SU-A3222S

AIR CARTON STAPLER



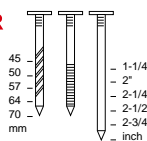
| | Dimensions mm | Nail Length mm(inch) | Crown mm | Shank (Thickness/Width) mm mm | Load Capacity Nails | Weight kgs | Working Pressure PS |
|-----------|------------------|-------------------------|-------------|-------------------------------------|------------------------|---------------|------------------------|
| SU-A3518S | 200*102*400 | 15 & 18 | 34.8 | 0.9 / 2.2 | 100 | 2.53 | 90 |
| SU-A3522S | 200*102*400 | 22 | 34.8 | 0.9 / 2.2 | 100 | 2.53 | 90 |
| SU-A3218S | 200*102*400 | 15 & 18 | 32.1 | 0.9 / 1.9 | 100 | 2.53 | 90 |
| SU-A3222S | 200*102*400 | 22 | 32.1 | 0.9 / 1.9 | 100 | 2.53 | 90 |
| SU-H3518S | 310*102*460 | 15 & 18 | 34.8 | 0.9 / 2.2 | 100 | 2.18 | ---- |
| SU-H3522S | 310*102*460 | 22 | 34.8 | 0.9 / 2.2 | 100 | 2.18 | ---- |
| SU-H3218S | 310*102*460 | 15 & 18 | 32.1 | 0.9 / 1.9 | 100 | 2.18 | ---- |
| SU-H3222S | 310*102*460 | 22 | 32.1 | 0.9 / 1.9 | 100 | 2.18 | ---- |

| | Head Dia. mm | Gauge | Nail Length mm(inch) | Crown mm | Shank (Thickness/Width) mm mm | Load Capacity Nails | Weight kgs | Working Pressure PS |
|-------------|-----------------|-------|-------------------------|----------------|-------------------------------------|------------------------|---------------|------------------------|
| SJ-1650T | 2.8 | 16 | 20-50 (3/4"-2") | ---- | 1.4 1.60 | 100 | 2.35 | 90 |
| SJ-1830F | 1.9 | 18 | 10-30 (3/8"-1-2/11") | ---- | 1.0 1.2 | 100 | 1.2 | 90 |
| SU-C422J | ---- | 20 | 6-22 (1/4"-7/8") | 4 0.6x1.2 | ---- | 100 | 1.15 | 90 |
| SU-C1022J | 1.9 | 20 | 6-22 (1/4"-7/8") | 10 0.6x1.2 | ---- | 100 | 1.20 | 90 |
| SJ-1850F | ---- | 18 | 20-50 (3/4"-2") | ---- | 1.0 1.2 | 100 | 1.4 | 90 |
| SU-8016 | ---- | 21 | 6-16 (1/4"-5/8") | 12.8 0.65x0.95 | ---- | 100 | 0.90 | 90 |
| SU-9025 | ---- | 18 | 10-25 (3/8"-1") | 5.8 1.0x1.25 | ---- | 100 | 1.1 | 90 |
| SU-9040 | ---- | 18 | 10-40 (3/4"-1-9/16") | 5.8 1.0x1.25 | ---- | 100 | 2.20 | 90 |
| SJ-TN64 | 7.5 | 13 | (18-64) | ---- | 2.5 2.50 | 80 | 2.35 | 90 |
| SJ-BNF-1664 | 2.8 | 16 | (20-64) | ---- | 1.4 1.60 | 100 | 2.35 | 90 |



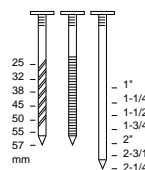
SJ-CN55

COIL NAILER
Safty Trigger
Air inlet : 1/4"



SJ-CN70

COIL NAILER
Safty Trigger
Air inlet : 1/4"



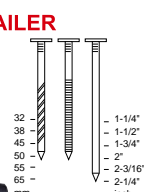
SJ-CN57

57mm AIR COIL NAILER
Safty Trigger
Air inlet : 1/4"



SJ-CN65

65mm AIR COIL NAILER
Safty Trigger
Air inlet : 1/4"



| | Shank Dia. mm | Head Dia. mm | Nail Length mm | Collated | Driving Power (ft-lb) | Load Capacity | Dimensions (H*W*L)mm | Weight kg | Working Pressure PSI |
|---------|------------------|-----------------|-------------------|----------------------|--------------------------|---------------|-------------------------|--------------|-------------------------|
| SJ-CN55 | 2.1-2.3 | 5.0-5.7 | 25-57 | Wire | 36.54 | 300-350 | 283*131*270 | 2.8 | 90 |
| SJ-CN70 | 2.3-2.9 | 5.7-7.0 | 45-70 | Wire | 61.07 | 150-300 | 303*129*307 | 3.7 | 90 |
| SJ-CN57 | 2.1-2.3 | 5.0-6.0 | 25-57 | Wire / Plastic Sheet | 36.40 | 200-300 | 310*130*300 | 2.2 | 90 |
| SJ-CN65 | 2.3-2.5 | 5.0-6.0 | 32-65 | Wire / Plastic Sheet | 39.70 | 200-300 | 330*130*300 | 2.3 | 90 |

AIR GREASE GUN & BLOW GUN

LUBRICATION P.215
SG-101 KIT / SO-10 / SO-10T KIT



SG-400C

COMPOSITE AIR GREASE GUN

Air inlet : 1/4"



SG-400/500

AIR GREASE GUN

Air inlet : 1/4"

Note: SG-500 for Australia



SG-401/501

AIR GREASE GUN / CONTINUOUS TYPE

Air inlet : 1/4" Note: SG-501 for Australia



SG-902

Grease Tube Adapter



SG-405

SG-400 + SG-902 400 ml

SG-407

SG-401 + SG-902 400 ml

Continuous Type

Air Grease Gun

Key Spec:

Single shot type

Air inlet : 1/4"

19.6mm & 33.6mm

Thread Adapter Included



| | Air Inlet inch | Working Pressure kgf/cm ² | Proof Pressure kgf/cm ² | Capacity C.C | Air Hose Inch | Net Weight | | Sound Pressure dBA | Vibration Level m/s ² |
|---------|-------------------|---|---------------------------------------|-----------------|------------------|------------|------|-----------------------|-------------------------------------|
| | — | | | — | | lb | kg | | |
| SG-400 | 1/4" | 2.8-8.4 | 10.5 | 400 | 3/8" | 3.2 | 1.46 | 80.2 | 0.7 |
| SG-500 | 1/4" | 2.8-8.4 | 10.5 | 500 | 3/8" | 3.52 | 1.6 | 80.2 | 0.7 |
| SG-400C | 1/4" | 2.8-8.4 | 10.5 | 400 | 3/8" | 2.2 | 1.0 | 81.4 | 0.6 |
| SG-401 | 1/4" | 2.8-8.4 | 10.5 | 400 | 3/8" | 3.52 | 1.6 | 74.0 | 2.0 |
| SG-501 | 1/4" | 2.8-8.4 | 10.5 | 500 | 3/8" | 3.74 | 1.7 | 74.0 | 2.0 |



JC-491

STANDARD SAFETY TIP

Available with

JC-491 for JC-405 JC-410 JC-412

JC-424 JC-435



JC-405/410/412

JC-424/435

AIR BLOW GUN

Air inlet : 1/4"



lathing (safe tenon)

★★ JC-640/641/680

SUPER AIR BLOW GUN

JC-640/JC-641 40"

JC-680 80"

Air inlet : 1/4"



★★ JC-0424[SET]

AIR BLOW GUN

Contents

JC-405 8PCS

JC-410 8PCS

JC-412 8PCS

Air inlet : 1/4"



JC-0415[SET]

AIR BLOW GUN

Contents

JC-405 15PCS

Air inlet : 1/4"



| | Nozzle Length inch | Working Pressure PSI (bar) | Max Pressure PSI (bar) | Avg. Air Consumption CFM(L/min) | Avg. Air Consumption CFM(L/min) | Net Weight | | Air Hose Inch | Sound Pressure dBA |
|--------|-----------------------|-------------------------------|---------------------------|------------------------------------|------------------------------------|------------|------|------------------|-----------------------|
| | L | Working | MAX | 1/4" Hous | 3/8" Hous | lb | kg | | ???) |
| JC-202 | 7"~12" | 90-120(6.2-8.5) | 220(15.1) | ----- | 5.10(144) | 0.38 | 0.17 | 3/8" | 90.0 |
| JC-304 | 4" | 75-120(5.3-8.5) | 150(10.6) | 13.0(368) | 15.0(425) | 0.15 | 0.07 | 3/8" | 90.0 |
| JC-310 | 10" | 75-120(5.3-8.5) | 150(10.6) | 13.0(368) | 15.0(425) | 0.22 | 0.10 | 3/8" | 90.0 |
| JC-313 | 13" | 75-120(5.3-8.5) | 150(10.6) | 13.0(368) | 15.0(425) | 0.24 | 0.11 | 3/8" | 90.0 |
| JC-320 | 20" | 75-120(5.3-8.5) | 150(10.6) | 13.0(368) | 15.0(425) | 0.31 | 0.14 | 3/8" | 90.0 |
| JC-340 | 40" | 75-120(5.3-8.5) | 150(10.6) | 13.0(368) | 15.0(425) | 0.50 | 0.23 | 3/8" | 90.0 |
| JC-405 | 5" | 75-120(5.3-8.5) | 150(10.6) | 13.0(368) | 15.0(425) | 0.24 | 0.11 | 3/8" | 90.0 |
| JC-410 | 10" | 75-120(5.3-8.5) | 150(10.6) | 13.0(368) | 15.0(425) | 0.26 | 0.12 | 3/8" | 90.0 |
| JC-412 | 12" | 75-120(5.3-8.5) | 150(10.6) | 13.0(368) | 15.0(425) | 0.28 | 0.13 | 3/8" | 90.0 |
| JC-424 | 24" | 75-120(5.3-8.5) | 150(10.6) | 13.0(368) | 15.0(425) | 0.31 | 0.14 | 3/8" | 90.0 |
| JC-435 | 35" | 75-120(5.3-8.5) | 150(10.6) | 13.0(368) | 15.0(425) | 0.55 | 0.25 | 3/8" | 90.0 |
| JC-640 | 40" | 75-120(5.3-8.5) | 150(10.6) | 13.0(368) | 15.0(425) | 0.75 | 0.34 | 3/8" | 90.0 |
| JC-641 | 40" | 75-120(5.3-8.5) | 150(10.6) | 13.0(368) | 15.0(425) | 0.75 | 0.34 | 3/8" | 90.0 |
| JC-680 | 80" | 75-120(5.3-8.5) | 150(10.6) | 13.0(368) | 15.0(425) | 1.41 | 0.64 | 3/8" | 90.0 |

AUTO REPAIR TOOL

NC-0208[SET]

1/4" DRIVE AIR IMPACT WRENCH 8 PCS

Twin Dog Type

Air inlet : 1/4"

- 1pc 1/4" Air Impact Wrench (NC-2710)
- 5pcs Socket:8.9.10.11.12mm
- 1pc 1/4" Drive Universal Joint
- 1pc 1/4" Extension Bar
- 1pc Plug



| | Square Drive Inch | Bolt Capacity Inch (mm) | Torque Range FT-LB (Nm) | Max Torque | | Free Speed R.P.M | Avg. Air Consumption CFM (L/min) | Air Pressure PSI (bar) | Overall Length Inch (mm) | Net Weight | | Air Hose Inch | Sound Pressure dBA | Vibration Level m/s ² |
|---------|----------------------|----------------------------|----------------------------|------------|----|---------------------|-------------------------------------|---------------------------|-----------------------------|------------|-----|------------------|-----------------------|-------------------------------------|
| | | | | FT-LB | Nm | | | | L | lb | kg | | ???) | ((OO)) |
| NC-2710 | 1/4" | M8 | 7.4-29.5 (10-40) | 29 | 40 | 11000 | 5.3(150) | 90 (6.3) | 5-3/8" (136) | 1.76 | 0.8 | 3/8" | 91.0 | 3.4 |

AUTO REPAIR TOOL



QB-0618[SET]

90° MINI SANDER 18 PCS SET

Air inlet : 1/4"

Contents:

QB-625 (1pcs) 3" #80-YL (1pcs)
Disc 2" PAD (1pcs) 3" #150-RD (2pcs)
Disc 3" PAD (1pcs) 3" #300-BL (2pcs)
Removal Sandering 3" Stripping Disc
2" #80-YL (1pcs) Adaptor
2" #150-RD (2pcs) Spanner
2" #300-BL (2pcs) Oil
2" Stripping Disc



QB-625



| | Pad Dia / Arbor Size | Free Speed | Avg. Air Consumption | Air Pressure | Overall Length | Motor | Net Weight | Air Hose | Sound Pressure | Vibration Level |
|--------|----------------------|------------|----------------------|--------------|----------------|-------|------------|----------|----------------|------------------|
| | inch | R.P.M | CFM | PSI (bar) | Inch (mm) | HP | LBS(kg) | Inch | dBA | m/s ² |
| | | | | | | | | | | |
| QB-625 | 2" / 3" | 15000 | 17.2 | 90(6.3) | 7-1/8"(180) | 0.6 | 1.3 0.61 | 3/8" | 75 | 2.5 |



NC-2210N[SET]

1/4" DRIVE AIR IMPACT WRENCH

Twin Dog Type

Air inlet : 1/4"

Contents:

+ 1 pc 1/4" Impact Socket 8 mm
+ 1 pc 1/4" Impact Socket 9 mm
+ 1 pc 1/4" Impact Socket 10 mm
+ 1 pc 1/4" Impact Socket 11 mm
+ 1 pc 1/4" Impact Socket 12 mm + 1 pc 1/4" Universal Joint
+ 1 pc 1/4" Extension Bar (L:50mm) + 1 pc 1/4" Plug
+ 1 pc 1/4" Extension Bar (L:125mm) + 1 pc Air Impact Wrench



NC-2210



| | Square Drive | Bolt Capacity | Torque Range | Max Torque | Free Speed | Avg. Air Consumption | Air Pressure | Overall Length | Net Weight | Air Hose | Sound Pressure | Vibration Level |
|---------|--------------|---------------|--------------|------------|------------|----------------------|--------------|----------------|------------|----------|----------------|------------------|
| | Inch | Inch (mm) | FT-LB (Nm) | FT-LB Nm | R.P.M | CFM (L/min) | PSI (bar) | Inch (mm) | LBS kg | Inch | dBA | m/s ² |
| | | | | | | | | | | | | |
| NC-2210 | 1/4" | M5 | 4-45(6-61) | 50 67.8 | 11000 | 1.8(51) | 90(6.3) | 6-17/32"(166) | 1.4 0.65 | 3/8" | 77.0 | 1.8 |



QA-651N [SET]

AIR DIE GRINDER

Air inlet : 1/4"

Contents:

+ 1 pc Air Die Grinder
+ 1 pc Collet : 3mm (or1/8")
+ 5 pcs Grinder Stones 3mm
+ 5 pcs Grinder Stones 6mm
+ 1 pc 1/4" Plug
+ 1 pc Oil Box
+ 2 pcs Spanner Wrench



QA-651



| | Collet Size | Free Speed | Avg. Air Consumption | Air Pressure | Overall Length | Hose Length | Net Weight | Air Hose | Sound Pressure | Vibration Level | Motor |
|--------|-------------|------------|----------------------|--------------|----------------|-------------|------------|----------|----------------|------------------|-------|
| | inch(mm) | R.P.M | CFM (L/min) | PSI (bar) | Inch (mm) | mm | LBS(kg) | Inch | dBA | m/s ² | HP |
| | | | | | | | | | | | |
| QA-651 | 1/4" (6) | 18000 | 2.7(76) | 90(6.3) | 5" (127) | ---- | 1.10 0.5 | 3/8" | 74.0 | 0.3 | 0.3 |



QP-212N[SET]

AIR HIGH SPEED SANDER

Air inlet : 1/4"

Contents:

- + 1 pc Air High Speed Sander
- + 1 pc 2" Rubber PAD(1/4"-20)
- + 1 pc 2" Pad Die#80
- + 1 pc 2" Stripping Disc #80-YL(Coarse)
- + 1 pc 2" Stripping Disc #150-RD(Med)
- + 1 pc 3" Rubber PAD(1/4"-20)
- + 1 pc 3" Pad Die#80
- + 1 pc 3" Stripping Disc #80-YL(Coarse)
- + 1 pc 3" Stripping Disc #150-RD(Med)
- + 1 pc 1/4" Plug
- + 1 pc Oil Box
- + 1 pc Spanner Wrench



QP-212



| | Pad Dia | Free Speed | Avg. Air Consumption | Air Pressure | Overall Length | Motor | Net Weight | | Air Hose | Sound Pressure | Vibration Level | Spindle Size |
|--------|----------|------------|----------------------|--------------|----------------|-------|------------|------|----------|----------------|-----------------|--------------|
| | inch(mm) | R.P.M | CFM (L/min) | PSI (bar) | Inch (mm) | HP | lb | kg | Inch | dBA | m/s² | |
| | | | | | | hp | | | | | | |
| QP-212 | 2" or 3" | 18000 | 2.1(59) | 90(6.3) | 4-1/4"(107) | 0.3 | 1.1 | 0.50 | 3/8" | 73.0 | 0.9 | 1/4"-20 |



QP-213N[SET]

Air Orbit Sander

Air inlet : 1/4"

Contents:

- + 1 pc Air Sander
- + 1 pc 2" PAD(5/16"-24)
- + 1 pc 3" PAD (5/16"-24)
- + 10 pcs 2" Sandpaper#180
- + 10 pcs 2" Sandpaper#220
- + 10 pcs 2" Sandpaper#320
- + 1 pc 1/4" Plug
- + 1 pc Oil Box
- + 2 pcs Spanner Wrench
- + 10 pcs 3" Sandpaper#180
- + 10 pcs 3" Sandpaper#220
- + 10 pcs 3" Sandpaper#320



QP-213



| | Pad Dia | Free Speed | Avg. Air Consumption | Air Pressure | Overall Length | Motor | Net Weight | | Air Hose | Sound Pressure | Vibration Level | Spindle Size |
|--------|----------|------------|----------------------|--------------|----------------|-------|------------|------|----------|----------------|-----------------|--------------|
| | inch(mm) | R.P.M | CFM (L/min) | PSI (bar) | Inch (mm) | HP | lb | kg | Inch | dBA | m/s² | |
| | | | | | | hp | | | | | | |
| QP-213 | 3"(76) | 18000 | 2.1(59) | 90(6.3) | 4-5/8"(117) | 0.3 | 1.1 | 0.50 | 3/8" | 76.0 | 1.2 | 5/16"-24 |



QP-223N[SET]

AIR MINI POLISHER

Air inlet : 1/4"

Contents:

- + 1 pc Air Mini Polisher(QP-223)
- + 1 pc 3"PAD(5/16"-24)
- + 1 pc 3"Sponge (Medlum)
- + 1 pc 3"Sponge (Rough)
- + 1 pc 3"Wool Bonnet
- + 1 pc 1/4"Plug
- + 1 pc Spanner Wrench



QP-223



| | Pad Dia | Free Speed | Avg. Air Consumption | Air Pressure | Overall Length | Motor | Net Weight | | Air Hose | Sound Pressure | Vibration Level | Spindle Size |
|--------|----------|------------|----------------------|--------------|----------------|-------|------------|-----|----------|----------------|-----------------|--------------|
| | inch(mm) | R.P.M | CFM (L/min) | PSI (bar) | Inch (mm) | HP | lb | kg | Inch | dBA | m/s² | |
| | | | | | | hp | | | | | | |
| QP-223 | 3"(76) | 5500 | 2.2(62) | 90(6.3) | 5-1/8"(130) | 0.38 | 1.3 | 0.6 | 3/8" | 74.0 | 0.9 | 5/16"-24 |

AUTO REPAIR TOOL



QE-323N [SET]

1/4" AIR REVERSIBLE DRILL

Air inlet : 1/4"

Contents:

- + 1 pc 3.5mm Drill Bits
- + 1 pc 4.0mm Drill Bits
- + 1 pc 4.5mm Drill Bits
- + 1 pc 5.0mm Drill Bits
- + 1 pc 5.5mm Drill Bits
- + 1 pc Key Wrench
- + 1 pc 1/4" Plug
- + 1 pc Oil Box
- + 1 pc Air Reversible Drill(QE-323)



QE-323



| | Chuck Size | Free Speed | Motor | Avg. Air Consumption | Air Pressure | Overall Length | Net Weight | | Air Hose | Sound Pressure | Vibration Level |
|--------|-------------|------------|-------|----------------------|--------------|----------------|------------|------|----------|----------------|------------------|
| | inch/mm | R.P.M | hp | CFM (L/min) | PSI (bar) | Inch (mm) | LBS | kg | Inch | dBA | m/s ² |
| | | | | | | | | | | | |
| QE-323 | 1/4" (6.35) | 1600 | 0.38 | 1.9(154) | 90(6.3) | 6-15/32"(164) | 1.7 | 0.78 | 3/8" | 74.0 | 1.2 |



RA-505N [SET]

Air Screwdriver

Twin Dog Type Air inlet : 1/4"
Screw Capacity : M5

Contents:

- + 1 pcs Air Screwdriver
- + 2 pcs Bits FD(L:50mm)
- + 2 pcs Bits PH2(L:65mm)
- + 1 pcs Bits PH2(L:100mm)
- + 1 pc 1/4" Plug
- + 1 pc Oil Box



RA-505



| | Chuck Size | Torque Range | Free Speed | Avg. Air Consumption | Air Pressure | Overall Length | Net Weight | | Air Hose | Sound Pressure | Vibration Level |
|--------|------------|--------------|------------|----------------------|--------------|----------------|------------|-----|----------|----------------|------------------|
| | inch(mm) | FT-LB(Nm) | R.P.M | CFM (L/min) | PSI (bar) | Inch (mm) | LBS | kg | Inch | dBA | m/s ² |
| | | | | | | | | | | | |
| RA-505 | 1/4"(6.35) | 5-45 (6-61) | 11000 | 1.8 (51) | 90(6.3) | 6-5/16"(161) | 1.54 | 0.7 | 3/8" | 74.0 | 3.3 |



QT-102

AIR TYRE BUFFER

Air inlet : 1/4"



QT-203 / QT-113

AIR TYRE BUFFER / QUICK CHANGE CHUCK

Air inlet : 1/4"









| | Chuck Size | Collet Size | Free Speed | Avg. Air Consumption | Air Pressure | Overall Length | Motor | Net Weight | | Air Hose | Sound Pressure | Vibration Level |
|--------|-----------------|-------------|------------|----------------------|--------------|----------------|-------|------------|------|----------|----------------|------------------|
| | inch(mm) | inch(mm) | R.P.M | CFM (L/min) | PSI (bar) | Inch (mm) | hp | LBS(kg) | kg | Inch | dBA | m/s ² |
| | | | | | | | | | | | | |
| QT-102 | ---- | 1/4" (6) | 7500 | 3.0 (85) | 90(6.3) | 5-1/2"(140) | 0.3 | 0.9 | 0.41 | 3/8" | 77.0 | 1.3 |
| QT-203 | Hex.7/16"(11.1) | ---- | 4000 | 10.6 (300) | 90(6.3) | 9-3/4"(250) | 0.5 | 1.76 | 0.80 | 3/8" | 75.0 | 0.87 |
| QT-113 | Hex.7/16"(11.1) | ---- | 2500 | 10.6 (300) | 90(6.3) | 9-3/4"(250) | 0.5 | 1.76 | 0.80 | 3/8" | 75.0 | 0.87 |



QM-1125

PNEUMATIC CV JOINT BOOTS FITTING TOOL



| | Capacity | Max Air Pressure | Air Pressure | Overall Length | Net Weight | Air Hose |
|---------|-------------------|---|---|---|---|---|
| | Inch (mm) | PSI (bar) | PSI (bar) | Inch (mm) | LBS(kg) | Inch |
| | |  |  |  |   |  |
| QM-1125 | 1"-4-3/8"(25-110) | 125(8.6) | 90(6.3) | 17-3/8"(442) | 7.15 3.25 | 3/8" |



QB-0808

QB-0808U For USA

AIR SURFACE-CLEANING TOOL

Air inlet : 1/4"

- Air Surface-Cleaning Tool:1pc(QB-802)
- Eraser Wheel:1pc
- Stripping Wheel :1pc
- Wire Wheel(Coarse):1pc
- Wire Wheel:1pcs
- Allen Key 6mm:1pc
- Spanner Wrench:1pc
- 1/4" Plug:1pc
- Adapter Male UNF 5/16"-24
- Female M6x1.0:1pc



QB-9415 QB-9414
QB-9414U For USA



QB-812 / QB-812U For USA

Air Eraser

Air inlet : 1/4"



Spindle 3/8"-24



QB-802 / QB-802U For USA

AIR SURFACE-CLEANING TOOL

Air inlet : 1/4"



| | Free Speed | Avg. Air Consumption | Air Pressure | Overall Length | Motor | Net Weight | Air Hose | Sound Pressure | Vibration Level |
|--------|------------|----------------------|--------------|----------------|-------|------------|----------|----------------|-----------------|
| | R.P.M | CFM (L/min) | PSI (bar) | Inch (mm) | HP | LBS kg | Inch | dBA | m/s² |
| | | | | | | | | | |
| QB-802 | 3600 | 10.6(300) | 90(6.3) | 7-7/8"(200) | 0.7 | 2.6 1.2 | 3/8" | 86 | 0.3 |
| QB-812 | 4000 | 10.0(283) | 90(6.3) | 8-7/8"(225) | 0.5 | 1.7 0.8 | 3/8" | 75 | 0.87 |

SK-1131

AIR CAULKING GUN



SK-1010

AIR CAULKING GUN



| | Avg. Air Consumption | Air Pressure | Overall Length | Net Weight | Air Hose |
|---------|----------------------|----------------|----------------|------------|----------|
| | CFM (L/min) | PSI (bar) | Inch (mm) | LBS kg | Inch |
| | | | | | |
| SK-1010 | 4.0(113) | 50~70(3.4~4.8) | 12" (305) | 2.4 1.1 | 3/8" |
| SK-1131 | 4.0(113) | 60~90(4.1~6.2) | 24-7/16" (620) | 2.66 1.21 | 3/8" |

SM-111R

AIR DENT PULLER

Air inlet : 1/4"



| | Pad Dia | Exhaust Syetem | Maximum Pulling Force | Air Pressure | Avg. Air Consumption | Net Weight | Slide Hammer Weight | Overall Length |
|---------|------------------------|----------------|-----------------------|--------------|----------------------|------------|---------------------|----------------|
| | Inch(mm) | | Kg | PSI (bar) | CFM (L/min) | LBS kg | LBS kg | Inch (mm) |
| | | | | | | | | |
| SM-111R | 3",4.5",6"(78,115,155) | Rear | 90-100 | 90 (6.3) | 8.5(240) | 6.0 2.75 | 3.5 1.6 | 44-1/8"(1120) |

AUTO REAIR TOOL

SB-3030

Air inlet : 1/4"



SB-3038

Air inlet : 1/4"



SB-4031 Short Piping

SB-4151 Long Piping
150 cm

ONE TOUCH

Air inlet : 1/4"

Dial Face Size : Ø3.5"



SB-2031 Short Piping

SB-2131 Long Piping
100 cm

ONE TOUCH

Air inlet : 1/4"

Dial Face Size : Ø3.5"



SB-422

TYRE INFLATOR

Air inlet : 1/4"



SB-423

TYRE INFLATOR

Air inlet : 1/4"



SB-201

DIGITAL TYRE INFLATOR

Air inlet : 1/4"



SB-215

DIGITAL TYRE INFLATOR

Air inlet : 1/4"



SB-710

TYRE INFLATOR

Tyre Valve Clip

Air Inlet : 1/4"



SB-501

Tyre Inflator

Air inlet : 1/4"



| | Max Pressure PSI (bar) | Air Consumption at 100PSI CFM | Air Inlet Inch | Air Pressure PSI (bar) | Net Weight LBS | kg | Air Hose Inch | Nozzle Length cm | Nozzle |
|---------|------------------------------|-------------------------------------|----------------------|------------------------------|----------------------|------|---------------------|------------------------|-----------------|
| | MAX | | | | lb | kg | | | |
| SB-2031 | 160(11.0) | 1.41 | 1/4" | 90(6.3) | 1.32 | 0.6 | 3/8" | 30 | One touch clip |
| SB-2131 | 160(11.0) | 1.41 | 1/4" | 90(6.3) | 1.43 | 0.65 | 3/8" | 150 | One touch clip |
| SB-3030 | 200(14.0) | 1.41 | 1/4" | 90(6.3) | 1.08 | 0.49 | 3/8" | 30 | Tyre valve clip |
| SB-3038 | 200(14.0) | 1.41 | 1/4" | 90(6.3) | 1.49 | 0.68 | 3/8" | 100 | Tyre valve clip |
| SB-4031 | 160(11.0) | 1.41 | 1/4" | 90(6.3) | 1.32 | 0.6 | 3/8" | 30 | One touch clip |
| SB-4151 | 160(11.0) | 1.41 | 1/4" | 90(6.3) | 1.43 | 0.65 | 3/8" | 150 | One touch clip |
| SB-6042 | 160(11.0) | 1.41 | 1/4" | 90(6.3) | 1.36 | 0.62 | 3/8" | 100 | Tyre valve clip |
| SB-201 | 160(11.0) | 1.41 | 1/4" | 90(6.3) | 0.70 | 0.32 | 3/8" | 30 | Tyre valve clip |
| SB-215 | 160(11.0) | 1.41 | 1/4" | 90(6.3) | 0.88 | 0.40 | 3/8" | 150 | Tyre valve clip |
| SB-422 | 160(11.0) | 1.41 | 1/4" | 90(6.3) | 1.21 | 0.55 | 3/8" | 45 | Tyre valve clip |
| SB-423 | 220(15.0) | 1.41 | 1/4" | 90(6.3) | 2.92 | 1.33 | 3/8" | 100 | Tyre valve clip |
| SB-710 | 200(13.8) | 1.41 | 1/4" | 90(6.3) | 1.0 | 0.5 | 3/8" | 100 | Tyre valve clip |
| SB-501 | 160(11.0) | 1.41 | 1/4" | 90(6.3) | 2.92 | 1.33 | 3/8" | 30 | Dual Chuck |

SE-1101

LED WORK LAMP
USB CHARGING AVAILABLE



SE-1025

FLEXIBLE LED LIGHT



QT-112T

AIR TYRE BUFFER

Air inlet : 1/4"



2pcs Planet Gear with bearing

Stylized grip



QT-203T / QT-303

AIR TYRE BUFFER / QUICK CHANGE CHUCK

Air inlet : 1/4"



2pcs Planet Gear with bearing

Stylized grip



| | Chuck Size inch(mm) | Collet Size inch / mm | Free Speed R.P.M | Avg. Air Consumption CFM (L/min) | Air Pressure PSI (bar) | Overall Length Inch (mm) | Motor hp | Net Weight LBS(kg) | Air Hose Inch | Sound Pressure dBA | Vibration Level m/s ² |
|---------|------------------------|--------------------------|---------------------|-------------------------------------|---------------------------|-----------------------------|-------------|-----------------------|------------------|-----------------------|-------------------------------------|
| | | | | | | | | | | | |
| QT-112T | ---- | 1/4" / 6 | 4000 | 5.0 (141) | 90(6.3) | 8-27/32"(225) | 0.5 | 1.72 0.78 | 3/8" | 85.0 | 1.2 |
| QT-203T | Hex.7/16"(11.1) | ---- | 4000 | 5.0 (141) | 90(6.3) | 8-27/32"(225) | 0.5 | 1.98 0.90 | 3/8" | 85.0 | 1.6 |
| QT-303 | Hex.7/16"(11.1) | ---- | 22000 | 5.0 (141) | 90(6.3) | 8-9/16"(217) | 0.5 | 1.74 0.79 | 3/8" | 85.0 | 1.6 |



QB-802T

QB-802TU For USA

AIR ERASER Spindle Size :3/8"-24
Air inlet : 1/4"



Stylized grip



QB-812T

QB-812TU For USA

AIR ERASER Spindle Size :3/8"-24
Air inlet : 1/4"



Stylized grip



QP-415

AIR ANGLE POLISHER

Spindle Size :5/16"-24
Air inlet : 1/4"



Stylized grip

| | Free Speed R.P.M | Avg. Air Consumption CFM (L/min) | Air Pressure PSI (bar) | Overall Length Inch (mm) | Motor HP | Net Weight LBS kg | Air Hose Inch | Sound Pressure dBA | Vibration Level m/s ² |
|---------|---------------------|-------------------------------------|---------------------------|-----------------------------|-------------|----------------------|------------------|-----------------------|-------------------------------------|
| | | | | | | | | | |
| QB-802T | 4000 | 5.0 (141) | 90(6.3) | 8-5/32"(212) | 0.5 | 3.08 1.40 | 3/8" | 85.0 | 1.2 |
| QB-812T | 4000 | 5.0 (141) | 90(6.3) | 8-15/32"(215) | 0.5 | 1.67 0.76 | 3/8" | 85.0 | 1.2 |

| | Pad Dia inch(mm) | Free Speed R.P.M | Avg. Air Consumption CFM (L/min) | Air Pressure PSI (bar) | Overall Length Inch (mm) | Motor HP | Net Weight LBS(kg) | Air Hose Inch | Sound Pressure dBA | Vibration Level m/s ² |
|--------|---------------------|---------------------|-------------------------------------|---------------------------|-----------------------------|-------------|-----------------------|------------------|-----------------------|-------------------------------------|
| | | | | | | | | | | |
| QP-415 | 5"(127) | 2500 | 5.0(141) | 90(6.3) | 8-11/32"(211) | 0.5 | 2.5 1.14 | 3/8" | 85.0 | 1.1 |

AUTO REAIR TOOL

WG-202N [SET]

AIR SUCTION & BLOW GUN KIT

Air inlet : 1/4"

CONTENTS:

- 1 pc Extension Tube
- 1 pc Small Diameter Vacuum Tube
- 1 pc Flat Tube
- 1 pc Brush
- 1 pc Flexible tube
- 1 pc Deflector
- 1 pc Clamping Ring
- 1 pc Dust Bag



WG-202



SR-2001-KIT

AIR BRUSH KIT

CONTENTS:

- 1 Airbrush
- 1 22c.c. Glass Jar
- 1 50c.c. Glass Jar
- 1 55FT(M5 x 0.45) Air Hose
- 1 Adaptor
- 1 Holder
- 1 2c.c. Cup
- 1 8c.c. Cup
- 1 Spanner



SR-2101

AIR BRUSH SET

CONTENTS:

- Air Brush
- Pipette
- Spanner
- Air Adaptor



SC-005

BALL JOINT & TIE-ROD SPLITTER SET

CONTENTS:

- Air Hammer Adapter
- 1-1/8"(28.57mm) Pitman Arm
- Striking Handle
- 11/16"(17.46mm) Tie Rod
- 15/16"(23.81mm) Ball Joint



SQ-0217

AIR POWERED BRAKE CALIIPER

WIND BACK TOOL-SET 17PCS

- Air Powered Brake Caliper Wind Back Tool : 1pc
- Disk : 16pcs

Not available in north America



SM-0813

Manual & Fluid Extractor



SM-0911

Manual & Pneumatic Fluid Extractor



SM-0503

Pneumatic Brake Extractor & Refilled KIT



| | Air Pressure PSI | Net Weight | | Capacity |
|---------|---------------------|------------|------|----------|
| | | LB | KG | L |
| | | | | |
| SM-0813 | 70 -170 | 6.80 | 2.7 | 8.0 |
| SM-0911 | 70 -170 | 6.80 | 3.1 | 9.5 |
| SM-0503 | 70 -170 | 4.12 | 1.86 | 3.0 |

SANDBLASTING GUN

★★    SX-3103
AIR SANDBLASTING GUN



★★    SX-3101
AIR SANDBLASTING GUN



★★    SX-2101
AIR TWISTER GUN
Not available in north America



★★    SX-3203
1L AIR CLEANING GUN



★★    SX-3111
AIR UNDERSEAL GUN



★★    SX-3102
AIR SANDBLASTING GUN



★★    SX-4101
SODA BLASTER



★★    SX-1615
AIR CLEANING GUN











★★    SX-3112
AIR UNDERSEAL GUN



★★    SX-3301
AIR SOLVENT
CLEANER SPRAY GUN



| | Cup Capacity L | Free Speed R.P.M | Avg. Air Consumption CFM (L/min) | Air Pressure PSI (bar) | Overall Length Inch (mm) | Net Weight LBS(kg) | | Air Hose Inch | Sound Pressure dBA |
|---------|-------------------|---|---|---|---|---|--|---|---|
| | |  |  |  |  |  |  |  |  |
| SX-3101 | 1.0 | ---- | 4.3 (121.8) | 90(6.3) | 11" (280) | 1.26 | 0.57 | 3/8" | 85.0 |
| SX-3102 | 0.7 | ---- | 4.0 (113.3) | 90(6.3) | 10-1/8" (260) | 0.77 | 0.35 | 3/8" | 85.0 |
| SX-3103 | ---- | ---- | 3.5 (99.1) | 90(6.3) | 122" (3100) | 2.31 | 10.5 | 3/8" | 80.0 |
| SX-3111 | 1.0 | ---- | 3.0 (84.9) | 90(6.3) | 10-1/8" (260) | 0.97 | 0.44 | 3/8" | 85.0 |
| SX-3112 | ---- | ---- | 3.0 (84.9) | 90(6.3) | 10-1/8" (260) | 0.48 | 0.22 | 3/8" | 85.0 |
| SX-1615 | 1.0 | ---- | 5.0 (141.5) | 90(6.3) | 11-7/16" (290) | 0.9 | 0.4 | 3/8" | 85.0 |
| SX-2101 | 1.0 | 5500 | 2.0 (56.6) | 90(6.3) | 8-7/32*4-5/16" | 1.71 | 0.78 | 3/8" | 85.0 |
| SX-3301 | 1.0 | ---- | 10 (300) | 90(6.3) | 11-13/16"(300) | 1.52 | 0.69 | 1/4" | ---- |
| SX-3203 | 1.0 | ---- | 1.0 (28.3) | 90(6.3) | 18-1/2" (470) | 1.17 | 0.53 | 3/8" | 65.0 |
| SX-4101 | 0.6 | ---- | 8.0(226.5) | 90(6.3) | 7-3/4" (197) | 0.8 | 0.36 | 3/8" | 82.0 |

FILTER REGULATOR LUBRICATOR

SV-1240

FILTER,REGULATOR
Air inlet : 1/4"



SV-2230/2330

FILTER,REGULATOR,LUBRICATOR
Air inlet : 1/4" / 3/8"



SV-2220

FILTER,REGULATOR,LUBRICATOR
Air inlet : 1/4"



SV-1260

FILTER,REGULATOR
Air inlet : 1/4"

SV-1360

FILTER,REGULATOR
Air inlet : 3/8"



SV-2431

FILTER,REGULATOR,LUBRICATOR
Air inlet : 1/2"



SV-2260 /2280

FILTER,REGULATOR,LUBRICATOR
Air inlet : 1/4"

SV-2360 /2380

FILTER,REGULATOR,LUBRICATOR
Air inlet : 3/8"



SV-3260 / 3360

FILTER,REGULATOR,LUBRICATOR
Air inlet : 1/4" , 3/8"



SV-3460

FILTER,REGULATOR,LUBRICATOR
Air inlet : 1/2"



SV-1460

FILTER,REGULATOR,LUBRICATOR
Air inlet : 1/2"



SV-2460

FILTER,REGULATOR,LUBRICATOR
Air inlet : 1/2"



SV-1660

FILTER,REGULATOR,LUBRICATOR

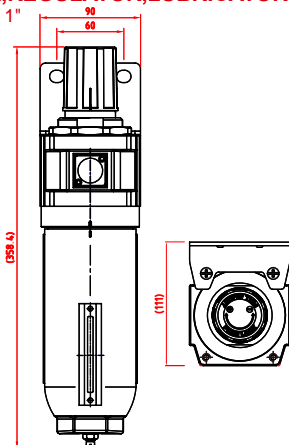
Air inlet : 3/4"



SV-1860

FILTER,REGULATOR,LUBRICATOR

Air inlet : 1"



SV-2660/2860

FILTER,REGULATOR,LUBRICATOR

Air inlet : 3/4" / 1"



SV-3660/3860

FILTER,REGULATOR,LUBRICATOR

Air inlet : 3/4" / 1"




SW-12(1/4")

SW-13(3/8")

Mini Lubricator



| | Air in / outlet inch | Max Input Pressure PSI | Max Output Pressure PSI | Max.Flow L/min | Working Temperature °C | Drain Capacity ml | Oil Capacity ml | Filter Element μ (micro) |
|--------------|-------------------------|------------------------------|-------------------------------|-------------------|------------------------------|-------------------------|-----------------------|---|
| | — | — | — | — | Working | — | — |  |
| SV-1240 | 1/4" | 150 | 145 | 1100 | 5~60° | 15 | ---- | 5μ |
| SV-2230 | 1/4" | 215 | 70-140 | 1100 | 5~60° | 30 | 55 | 5μ |
| SV-2330 | 3/8" | 215 | 70-140 | 1100 | 5~60° | 30 | 55 | 5μ |
| SV-2220 | 1/4" | 150 | 70-140 | 1100 | 5~60° | 15 | 30 | 5μ |
| SV-1260 | 1/4" | 215 | 145 | 1750 | 5~60° | 80 | ---- | 5μ |
| SV-1360 | 3/8" | 215 | 145 | 2500 | 5~60° | 80 | ---- | 5μ |
| SV-2431 | 1/2" | 285 | 70-140 | 3400 | 5~60° | 80 | 200 | 40μ |
| SV-2260/2360 | 1/4" / 3/8" | 215 | 70-150 | 1750 / 2500 | 5~60° | 80 | 150 | 5μ |
| SV-2280/2380 | 1/4" / 3/8" | 250 | 70-140 | 1750 / 2500 | 5~60° | 80 | 150 | 5μ |
| SV-3260/3360 | 1/4" / 3/8" | 215 | 70-150 | 1750 / 2500 | 5~60° | 80 | 150 | 5μ |
| SV-3460 | 1/2" | 250 | 7-215 | 4000 | 5~60° | 80 | 150 | 5μ |
| SV-1460 | 1/2" | 215 | 145 | 3000 | 5~60° | 80 | ---- | 5μ |
| SV-2460 | 1/2" | 250 | 7-215 | 4000 | 5~60° | 80 | 150 | 5μ |
| SV-1660 | 3/4" | 250 | 225 | 4600 | 5~60° | 300 | ---- | 5μ |
| SV-1860 | 1" | 250 | 225 | 5200 | 5~60° | 300 | ---- | 5μ |
| SV-2660/2860 | 3/4" / 1" | 250 | 225 | 4600 / 5200 | 5~60° | 300 | 300 | 5μ |
| SV-3660/3860 | 3/4" / 1" | 250 | 225 | 4600 / 5200 | 5~60° | 300 | 350 | 5μ |

AIR HOSE REEL

SA-2015

AIR HOSE REEL

Case Material : Steel

Air inlet : 1/4" - Male



SA-3215 SA-3315

AIR HOSE REEL


Case Material : Shock-proof plastic

Air inlet : 1/4" - Male



SD-23/SD-24

POLYURETHANE RECOIL AIR-HOSE



SD-22

8 X 12 AIR HOSE



| | Hose Inside Diameter mm | Hose outside Diameter mm | Hose Length M | Working Pressure PSI(bar) | Maximum Pressure PSI(bar) | Male PT Fitting inch | Weight kg |
|----------|-------------------------------|--------------------------------|---------------------|---------------------------------|---------------------------------|----------------------------|--------------|
| | | | | | | | |
| SA-2015 | 8.0 | 12.0 | 15 | 101.5 (7.0) | 284.4(17.8) | 1/4" | 6.2 |
| SA-3215 | 8.0 | 12.0 | 15 | 90 (6.3) | 300(20.7) | 1/4" | 5.0 |
| SA-3315 | 10.0 | 15.0 | 15 | 90 (6.3) | 300(20.7) | 3/8" | 6.0 |
| SD-22107 | 8.0 | 12.0 | 7.5 | 101.5 (7.0) | 284.4(17.8) | 1/4" | 0.8 |
| SD-22115 | 8.0 | 12.0 | 15 | 101.5 (7.0) | 284.4(17.8) | 1/4" | 1.4 |
| SD-22130 | 8.0 | 12.0 | 30 | 101.5 (7.0) | 284.4(17.8) | 1/4" | 2.6 |
| SD-23110 | 8.0 | 12.0 | 10 | 101.5 (7.0) | 284.4(17.8) | 1/4" | 0.8 |
| SD-23115 | 8.0 | 12.0 | 15 | 101.5 (7.0) | 284.4(17.8) | 1/4" | 1.2 |
| SD-23210 | 5.0 | 8.0 | 10 | 101.5 (7.0) | 284.4(17.8) | 1/4" | 0.4 |
| SD-23215 | 5.0 | 8.0 | 15 | 101.5 (7.0) | 284.4(17.8) | 1/4" | 0.6 |
| SD-23315 | 10 | 15.0 | 15 | 101.5 (7.0) | 284.4(17.8) | 3/8" | 1.9 |
| SD-24415 | 13 | 18.0 | 15 | 101.5 (7.0) | 284.4(17.8) | 1/2" | 2.1 |

TORQUE WRENCH

★★★ TE-81N / TE-82N TE-83N / TE-84N / TE-85N

1" Torque Wrench, Engrave. Nm / ft-lb scale

Accuracy of torque +/- 3%



| | Drive | Torque Range | Torque Range | Indicator | Torque Adjusting | D | H | L | Weight |
|------------|-------|--------------|--------------|-----------|------------------|------|------|------|--------|
| | inch | (Nm) | (ft-lb) | | | mm | mm | mm | kg |
| TE-815080N | 1" | 150~800 | 129~572 | Engraved | Rotating | --- | --- | 1240 | 6.1 |
| TE-820100N | 1" | 200~1000 | 166~719 | Engraved | Rotating | 70.2 | 72.1 | 1240 | 6.4 |
| TE-830150N | 1" | 300~1500 | 258~1070 | Engraved | Rotating | --- | --- | 1850 | 10.6 |
| TE-840200N | 1" | 400~2000 | 369~1402 | Engraved | Rotating | --- | --- | 2300 | 18.3 |
| TE-850250N | 1" | 500~2500 | 443~1771 | Engraved | Rotating | 74.5 | 66.1 | 2755 | 19.6 |

★★★ TM-0416 TM-0418

TORQUE MULTIPLIER



- Works with high transmission efficiency by planet gears
- 5:1 torque multiplication
- Multiplication accuracy $\pm 5\%$
- Supplied with 2 reaction bar styles

★★★ TM-0428-1 TM-0428-2

TORQUE MULTIPLIER



- Multiplication deviation less than $\pm 5\%$
- Mechanism with high ratio gearbox 26:1
- High ratios offer benefits without using long lever arms or heavy wrenches
- Supplied with 2 different reaction bar
- Durable construction without maintenance necessary and long lifetime

| | Input Square | Output Square | Max Rated Output | Ratio | Net Weight | |
|-----------|--------------|---------------|------------------|----------|------------|------|
| | Inch | Inch | FT-LB(Nm) | | LBS | kg |
| TM-0416 | 1/2" | 3/4" | 1100(1500) | 5 : 1 | 14.2 | 6.48 |
| TM-0418 | 1/2" | 1" | 1100(1500) | 5 : 1 | 14.2 | 6.48 |
| TM-0428-1 | 1/2" | 1" | 2200(3000) | 15.5 : 1 | 25.4 | 11.5 |
| TM-0428-2 | 1/2" | 1" | 3300(4500) | 26 : 1 | 28.7 | 13 |

★★★ ADJUSTABLE TORQUE WRENCH

1/2" TORQUE WRENCH, Window display. Nm / ft-lb scale, Back Turning

TW-402102N / TW-404202N / TW-406302N / TW-408402N

3/4" TORQUE WRENCH, Window display. Nm / ft-lb scale, Back Turning

TW-611552N / TW-615752N

Accuracy of torque +/- 4% DIN ISO-6789 AMSE B107.14-2004



★★★ Professional Series Torque Wrench

Window display. Nm / ft-lb scale, Back Turning

TW-210222 / TW-310552 / TW-411102 / TW-412202

Accuracy of torque +/- 3%



TORQUE WRENCH

★★★ Classic Series Torque Wrench

**TE-205025N / TE-225250N / TE-305025N / TE-320110N / TE-442210N
TE-428210N / TE-450350N**

1/2" Torque Wrench, 42-210Nm, Engrave Nm / ft-lb scale

Accuracy of torque +/- 4% ; Quality meets DIN ISO 6789 & ASME B107.300-2010



★★★ Micro-Adjustable Torque Wrench Series

**TB-205025N / TB-305025N / TB-320110N / TB-420210N / TB-450350N
TB-610060N / TB-615080N / TB-620100N**

Accuracy of torque +/- 4%



★★★ Professional Reversible Series Torque Wrench

TD-205025 / TD-305050 / TD-410100 / TD-420200 / TD-610060

Accuracy of torque +/- 3%



★★★ Professional Series Torque Wrench

3/4" Torque Wrench, Window display, Nm / ft-lb scale, Back Turning

TW-611602 / TW-611802 / TW-612102

Accuracy of torque +/- 3%



★★★ Classic Series Torque Wrench

3/8" / 1/2" Drive FLEX-HEAD TORQUE WRENCH

TF-310080N / TF-430250N



With $\pm 15^\circ$ flex. head.



Easy Lock and Adjustment design.



★★★ Split-Beam Series Torque Wrench

3/8" / 1/2" Drive FLEXIBLE SPLIT-BEAM TORQUE WRENCH

TS-320100N / TS-440250N



With $\pm 15^\circ$ flex. head.



Open the hinge cover, adjust setting by knob

| | Drive | Torque Range (Nm) | Torque Range (ft-lb) | Torque Range (in-lb) | Indicator | Torque Adjusting | D mm | H mm | L mm | Weight kg |
|------------|-------|----------------------|-------------------------|-------------------------|------------------|------------------|---------|---------|---------|--------------|
| TW-402102N | 1/2" | 20-100 | 15-75 | — | Magnifying glass | Back Turning | 40.5 | 40 | 405 | 1.02 |
| TW-404202N | 1/2" | 40-200 | 30-150 | — | Magnifying glass | Back Turning | 40.5 | 40 | 500 | 1.20 |
| TW-406302N | 1/2" | 60-300 | 45-200 | — | Magnifying glass | Back Turning | 40.5 | 40 | 595 | 1.33 |
| TW-408401N | 1/2" | 80-400 | 60-300 | — | Magnifying glass | Back Turning | 40.5 | 40 | 680 | 1.82 |
| TW-611552N | 3/4" | 110-550 | 75-405 | — | Magnifying glass | Back Turning | 63.0 | 58 | 970 | 3.70 |
| TW-615752N | 3/4" | 150-750 | 112.5-555 | — | Magnifying glass | Back Turning | 63.0 | 58 | 1150 | 5.60 |
| TW-210222 | 1/4" | 2-25 | 1.5-18 | — | Magnifying glass | Back Turning | 28.0 | 23 | 296 | 0.41 |
| TW-310552 | 3/8" | 5-50 | 3.5-37 | — | Magnifying glass | Back Turning | 28.0 | 28 | 333 | 0.47 |
| TW-411102 | 1/2" | 10-100 | 8-75 | — | Magnifying glass | Back Turning | 40.5 | 40 | 400 | 0.82 |
| TW-412202 | 1/2" | 20-200 | 10-150 | — | Magnifying glass | Back Turning | 40.5 | 40 | 500 | 1.3 |
| TE-205025N | 1/2" | 5-25 | — | 53.1-212.4 | Engrave | Rotating | 32 | 31.8 | 275 | 0.59 |
| TE-225250N | 1/4" | 2.8-28.2 | — | 25-250 | Engrave | Rotating | 32 | 31.8 | 275 | 0.59 |
| TE-305025N | 3/8" | 5-25 | — | 53.1-212.4 | Engrave | Rotating | 32 | 31.8 | 370 | 0.83 |
| TE-320110N | 3/8" | 20-110 | 14.8-81.1 | — | Engrave | Rotating | 32 | 31.8 | 370 | 0.83 |
| TE-442210N | 1/2" | 42-210 | 30.6-155 | — | Engrave | Rotating | 46.3 | 33 | 450 | 1.32 |
| TE-428210N | 1/2" | 28-210 | 20.7-154.9 | — | Engrave | Rotating | 46.3 | 33 | 570 | 1.65 |
| TE-450350N | 1/2" | 50-350 | 36.9-258.1 | — | Engrave | Rotating | 46.3 | 33 | 450 | 1.31 |
| TB-205025N | 1/4" | 5-25 | — | 53.1-212.4 | Engrave | Rotating | 32 | 31.8 | 281 | 0.53 |
| TB-305025N | 3/8" | 5-25 | — | 53.1-212.4 | Engrave | Rotating | 32 | 31.8 | 361 | 0.77 |
| TB-320110N | 3/8" | 20-110 | 18.5-77.5 | — | Engrave | Rotating | 32 | 31.8 | 361 | 0.77 |
| TB-420210N | 1/2" | 20-210 | 18.4-151.2 | — | Engrave | Rotating | 40.5 | 40 | 461 | 1.25 |
| TB-450350N | 1/2" | 50-350 | 48.0-247.2 | — | Engrave | Rotating | 40.5 | 40 | 553 | 1.59 |
| TB-610060N | 3/4" | 100-600 | 92.0-424 | — | Engrave | Rotating | 63 | 58 | 1010 | 2.41 |
| TB-615080N | 3/4" | 150-800 | 129-572 | — | Engrave | Rotating | 63 | 58 | 1010 | 2.41 |
| TB-620100N | 3/4" | 200-1000 | 166-719 | — | Engrave | Rotating | 63 | 58 | 1010 | 2.41 |
| TD-202025 | 1/4" | 2-25 | — | 53.1-212.4 | Magnifying glass | Back Turning | 40.5 | 40 | 296 | 0.41 |
| TD-305050 | 3/8" | 5-50 | 3.5-36.9 | — | Magnifying glass | Back Turning | 40.5 | 40 | 333 | 0.47 |
| TD-410100 | 1/2" | 10-100 | 8-75 | — | Magnifying glass | Back Turning | 40.5 | 40 | 445 | 1.1 |
| TD-420200 | 1/2" | 20-200 | 10-150 | — | Magnifying glass | Back Turning | 40.5 | 40 | 513 | 1.28 |
| TD-610060 | 3/4" | 100-600 | 75-440 | — | Magnifying glass | Back Turning | 40.5 | 40 | 1040 | 4.65 |
| TW-611602 | 3/4" | 100-600 | 75-440 | — | Magnifying glass | Back Turning | 63 | 58.5 | 1040 | 4.65 |
| TW-611802 | 3/4" | 150-800 | 110-590 | — | Magnifying glass | Back Turning | 63 | 58.5 | 1240 | 5.45 |
| TW-612102 | 3/4" | 200-1000 | 150-740 | — | Magnifying glass | Back Turning | 63 | 58.5 | 1240 | 5.45 |

| | Drive | Torque Range (Nm) | Torque Range (ft-lb) | Indicator | Torque Adjusting | D mm | H mm | L mm | Weight kg |
|------------|-------|----------------------|-------------------------|-----------|------------------|---------|---------|---------|--------------|
| TF-310080N | 1/2" | — | 10-80 | Engrave | Rotating | 36.8 | 30.4 | 465 | 1.11 |
| TF-430250N | 1/2" | — | 30-250 | Engrave | Rotating | 43.3 | 40.5 | 640 | 1.94 |

| | Drive | Torque Range (Nm) | Torque Range (ft-lb) | Indicator | Torque Adjusting | D mm | H mm | L mm | Weight kg |
|------------|-------|----------------------|-------------------------|-----------|------------------|---------|---------|---------|--------------|
| TS-320100N | 3/8" | — | 20-100 | Engrave | Flexible | 35.2 | 27.8 | 476 | 0.95 |
| TS-440250N | 3/8" | — | 40-250 | Engrave | Flexible | 44.1 | 36.1 | 590 | 1.7 |

DIGITAL TORQUE WRENCH

NEW PRODUCT



★★      GTF-203030

1/4" Digital Flexible Torque Wrench






Accuracy: clockwise +/- 2% counterclockwise +/- 3%



★★      GTF-313135

3/8" Digital Flexible Torque Wrench

Accuracy: clockwise +/- 2% counterclockwise +/- 3%

★★      **GTF-420200 / GTF-434340**

1/2" Digital Flexible Torque Wrench

Accuracy: clockwise +/- 2% counterclockwise +/- 3%



★★      GTA-201030

1/4" Digital Angle Torque Wrench

Accuracy: clockwise +/- 1.5% counterclockwise +/- 2.5%



★★      **GTA-306135**

3/8" Digital Angle Torque Wrench

Accuracy: clockwise +/- 1.5% counterclockwise +/- 2.5%

★★      **GTA-406135 / GTA-410200**

1/2" Digital Angle Torque Wrench

Accuracy: clockwise +/- 1.5% counterclockwise +/- 2.5%



★★      GTA-417340

1/2" Digital Angle Torque Wrench

Accuracy: clockwise +/- 1.5% counterclockwise +/- 2.5%



★★      **GTA-606060 / GTA-610100**

3/4" Digital Angle Torque Wrench

Accuracy: clockwise +/- 1.5% counterclockwise +/- 2.5%



★★      GTA-810100

1" Digital Angle Torque Wrench

Accuracy: clockwise +/- 1.5% counterclockwise +/- 2.5%



★★      GTB-201030

1/4" Digital Flexible & Angle Torque Wrench

Accuracy: clockwise +/- 2% counterclockwise +/- 3%



★★      **GTB-306135**

3/8" Digital Flexible & Angle Torque Wrench

Accuracy: clockwise +/- 2% counterclockwise +/- 3%

★★ **GTB-410200 / GTB-417340**

1/2" Digital Flexible Torque Wrench

Accuracy: clockwise +/- 2% counterclockwise +/- 3%



★★ **GMS-203006 / GMS-207015 / GMS-212025**

1/4" Mini Digital Torque Wrench (square)

Accuracy: clockwise +/- 3% counterclockwise +/- 4%



★★ **GMH-203006 / GMH-212025**

1/4" Mini Digital Torque Wrench (Bit)

Accuracy: clockwise +/- 3% counterclockwise +/- 4%



★★ **GMH-207015**

1/4" Mini Digital Torque Wrench (Bit)

Accuracy: clockwise +/- 3% counterclockwise +/- 4%



★★ **GMI-206006 / GMI-215015 / GMI-225025**

1/4" Mini Digital Interchangeable Torque Wrench

Accuracy: clockwise +/- 3% counterclockwise +/- 4%



| | Drive | Torque Range (Nm) | Torque Range (ft-lb) | Indicator | Torque Adjusting | D mm | H mm | L mm | Weight kg |
|------------|-------|----------------------|-------------------------|-----------|------------------|---------|---------|---------|--------------|
| GTF-203030 | 1/4" | 3-30 | 2.2-22.13 | LCD | Digital | 38 | 38 | 446 | 0.74 |
| GTF-313135 | 3/8" | 13.5-135 | 10-99.6 | LCD | Digital | 38 | 38 | 446 | 0.9 |
| GTF-420200 | 1/2" | 20-200 | 14.8-147.5 | LCD | Digital | 38 | 41 | 572 | 1.312 |
| GTF-434340 | 1/2" | 34-340 | 25-250.8 | LCD | Digital | 38 | 41 | 670 | 1.442 |
| GTA-201030 | 1/4" | 1.5-30 | 1.11-22.13 | LCD | Digital | 38 | 38 | 410 | 0.71 |
| GTA-306135 | 3/8" | 6.8-135 | 5.0-99.6 | LCD | Digital | 38 | 38 | 432 | 0.84 |
| GTA-406135 | 1/2" | 6.8-135 | 5.0-99.6 | LCD | Digital | 38 | 41 | 296 | 0.41 |
| GTA-410200 | 1/2" | 10-200 | 7.4-147.5 | LCD | Digital | 38 | 41 | 566 | 1.2 |
| GTA-417340 | 1/2" | 17-340 | 12.5-250.8 | LCD | Digital | 38 | 41 | 622 | 1.4 |
| GTA-606060 | 3/4" | 60-600 | 44.3-442.5 | LCD | Digital | 63 | 58 | 943 | 3.8 |
| GTA-610100 | 3/4" | 100-1000 | 73.8-737.6 | LCD | Digital | 63 | 58 | 1235 | 4.6 |
| GTA-810100 | 1" | 100-1000 | 73.8-737.6 | LCD | Digital | 69.3 | 70 | 1235 | 4.9 |
| GTB-201030 | 1/4" | 3-30 | 2.22-22.13 | LCD | Digital | 38 | 38 | 413 | 0.74 |
| GTB-306135 | 3/8" | 13.5-135 | 10-99.6 | LCD | Digital | 38 | 38 | 446 | 0.9 |
| GTB-410200 | 1/2" | 20-200 | 14.8-174.5 | LCD | Digital | 38 | 41 | 572 | 1.3 |
| GTB-417340 | 1/2" | 34-340 | 25-250 | LCD | Digital | 38 | 41 | 670 | 1.4 |
| GMS-203006 | 1/4" | 0.3-6 | 2.7-53.1 | LCD | Digital | 27 | 27 | 243 | 0.19 |
| GMS-207015 | 1/4" | 0.75-15 | 6.6-132.8 | LCD | Digital | 27 | 27 | 243 | 0.19 |
| GMS-212025 | 1/4" | 1.25-25 | 11.1-221.3 | LCD | Digital | 27 | 27 | 243 | 0.19 |
| GMH-203006 | 1/4" | 0.3-6 | 2.7-53.1 | LCD | Digital | 27 | 27 | 243 | 0.19 |
| GMH-207015 | 1/4" | 0.75-15 | 6.6-132.8 | LCD | Digital | 27 | 27 | 243 | 0.19 |
| GMH-212025 | 1/4" | 1.25-25 | 11.1-221.3 | LCD | Digital | 27 | 27 | 243 | 0.19 |
| GMI-203006 | 1/4" | 0.6-6 | 5.3-53 | LCD | Digital | 27 | 27 | 243 | 2.5 |
| GMI-215015 | 1/4" | 1.5-15 | 13.26-132.8 | LCD | Digital | 27 | 27 | 243 | 2.5 |
| GMI-225025 | 1/4" | 2.5-25 | 22.14-221.3 | LCD | Digital | 27 | 27 | 243 | 2.5 |

DIGITAL TORQUE WRENCH

NEW PRODUCT

★★ GTW-201030

1/4" Digital Torque Wrench

Accuracy: clockwise +/- 1.5% counterclockwise +/- 2.5%



★★ GTW-306135

3/8" Digital Torque Wrench

Accuracy: clockwise +/- 1.5% counterclockwise +/- 2.5%



★★

GTW-406135 / GTW-410200

1/2" Digital Torque Wrench

Accuracy: clockwise +/- 1.5% counterclockwise +/- 2.5%



★★

GTW-417340

1/2" Digital Torque Wrench

Accuracy: clockwise +/- 1.5% counterclockwise +/- 2.5%



★★ GTW-606060

3/4" Digital Torque Wrench

Accuracy: clockwise +/- 1.5% counterclockwise +/- 2.5%



★★ GTW-610100 / GTW-810100

3/4" / 1" Digital Torque Wrench

Accuracy: clockwise +/- 1.5% counterclockwise +/- 2.5%



★★

GTW-930 / GTW-940 / GTW-941

3/8" / 1/2" / 1/2" Digital Torque Wrench

Accuracy: clockwise +/- 1.5% counterclockwise +/- 2.5%



| | Drive | Torque Range (Nm) | Torque Range (ft-lb) | Indicator | Torque Adjusting | D mm | H mm | L mm | Weight kg |
|------------|-------|----------------------|-------------------------|-----------|------------------|---------|---------|---------|--------------|
| GTW-201030 | 1/4" | 1.5-30 | 1.11-22.13 | LCD | Digital | 38 | 38 | 410 | 0.71 |
| GTW-306135 | 3/8" | 6.8-135 | 5.0-99.6 | LCD | Digital | 38 | 38 | 432 | 0.84 |
| GTW-406135 | 1/2" | 6.8-135 | 5.0-99.6 | LCD | Digital | 38 | 41 | 455 | 1.07 |
| GTW-410200 | 1/2" | 34-340 | 20.7-154.9 | LCD | Digital | 38 | 41 | 566 | 1.2 |
| GTW-417340 | 1/2" | 17-340 | 12.5-250.8 | LCD | Digital | 38 | 41 | 662 | 1.4 |
| GTW-606060 | 3/4" | 60-600 | 44.3-442.5 | LCD | Digital | 63 | 58 | 943 | 3.8 |
| GTW-610100 | 3/4" | 100-1000 | 73.8-737.6 | LCD | Digital | 63 | 58 | 1235 | 4.6 |
| GTW-810100 | 1" | 100-1000 | 73.8-737.6 | LCD | Digital | 69.5 | 70 | 1235 | 4.9 |
| GTW-930 | 3/8" | 6.8-135 | 5.0-99.6 | LCD | Digital | 32 | 31.8 | 361 | 0.77 |
| GTW-940 | 1/2" | 10-200 | 7.4-147.5 | LCD | Digital | 32 | 31.8 | 361 | 0.77 |
| GTW-941 | 1/2" | 17-340 | 12.5-250.8 | LCD | Digital | 32 | 31.8 | 361 | 0.77 |

IMPACT SOCKET

MB34012S

Impact Socket Set
12pcs 3/8" Drive Inch Size

Contents : 5/16", 3/8", 7/16", 1/2", 9/16", 5/8", 11/16", 3/4", 13/16", 7/8", 15/16", 1"



MB34013M

Impact Socket Set
13pcs 3/8" Drive Metric Size

Contents : 6mm, 8mm, 9mm, 10mm, 11mm, 12mm, 13mm, 14mm, 15mm, 16mm, 17mm, 18mm, 19mm



MB35012S

Deep Impact Socket Set
12pcs 3/8" Drive Inch Size

Contents : 5/16", 3/8", 7/16", 1/2", 9/16", 5/8", 11/16", 3/4", 13/16", 7/8", 15/16", 1"



MB35013M

Deep Impact Socket Set
13pcs 3/8" Drive Metric Size

Contents : 6mm, 8mm, 9mm, 10mm, 11mm, 12mm, 13mm, 14mm, 15mm, 16mm, 17mm, 18mm, 19mm



MB43015M

Deep Impact Socket Set
15pcs 1/2" Drive Metric Size

Contents : 10mm 11mm 12mm 13mm 14mm 15mm 16mm 17mm 19mm 21mm 22mm 24mm 27mm 30mm 32mm



MB44013S

Impact Socket Set
13pcs 1/2" Drive Inch Size

Contents : 7/16", 1/2", 9/16", 5/8", 11/16", 3/4", 13/16", 7/8", 15/16", 1", 1-1/16", 1-1/8", 1-1/4"



MB44014M

Impact Socket Set
14pcs 1/2" Drive Metric Size

Contents : 10mm, 11mm, 12mm, 13mm, 14mm, 15mm, 16mm, 17mm, 18mm, 19mm, 21mm, 22mm, 26mm, 27mm



MB45010M

Deep Impact Socket Set
10pcs 1/2" Drive Metric Size

Contents : 10mm, 12mm, 13mm, 14mm, 15mm, 17mm, 19mm, 21mm, 24mm, 27mm



MB45013S

Deep Impact Socket Set
13pcs 1/2" Drive Inch Size

Contents : 7/16", 1/2", 9/16", 5/8", 11/16", 3/4", 13/16", 7/8", 15/16", 1", 1-1/16", 1-1/8", 1-1/4"



MB64008S

Impact Socket Set
8pcs 3/4" Drive Inch Size

Contents : 1", 1-5/16", 1-1/16", 1-3/8", 1-1/8", 1-7/16", 1-1/4", 1-1/2"



MB64008M

Impact Socket Set
8pcs 3/4" Drive Metric Size

Contents : 26mm, 27mm, 29mm, 30mm, 32mm, 33mm, 35mm, 36mm



MB45014M

Deep Impact Socket Set
14pcs 1/2" Drive Metric Size

Contents : 10mm, 11mm, 12mm, 13mm, 14mm, 15mm, 16mm, 17mm, 18mm, 19mm, 21mm, 22mm, 26mm, 27mm



IMPACT SOCKET

MB64008SP

Impact Socket Set
8pcs 3/4" Drive Inch Size

Contents : 3/4", 7/8", 15/16", 1-1/16"
1-3/16", 1-1/4", 1-7/16", 1-1/2"



MB65008S

Deep Impact Socket Set
8pcs 3/4" Drive Inch Size

Contents : 1", 1-1/16", 1-1/8", 1-1/4"
1-5/16", 1-3/8", 1-7/16", 1-1/2"



MB66006S MB66006M

Impact Hex Driver Set
6pcs 3/4" SAE 100mm Length

Contents :
S : 1/2", 9/16", 5/8", 3/4", 7/8", 1"
M : H12, H14, H17, H19, H22, H24



MB65008M

Deep Impact Socket Set
8pcs 3/4" Drive Metric Size

Contents : 26mm, 27mm, 29mm, 30mm,
32mm, 33mm, 35mm, 36mm



MA4550M50

Twist Socket SET (50mm Length)
5PCS 1/2" Driver

Contents :
17mm, 19mm, 21mm, 22mm
Punch Bar ϕ 12-80L



MB44008S

Impact Hex Drive Set
8pcs 1/2" Drive Inch Size SAE (Length 78mm)

Contents : 1/4", 5/16", 3/8", 7/16", 1/2", 9/16", 5/8", 3/4"



MB64008M1

Impact Socket Set
8PCS 3/4" Drive

Contents : 21mm, 23mm, 24mm, 27mm, 30mm,
32mm, 36mm, 41mm



MB44008M

Impact Hex Drive Set
8pcs 1/2" Drive Metric Size SAE (Length 78mm)

Contents : H6, H7, H8, H10, H12, H14, H17, H19



MB65008S1

Deep Impact Socket Set
8pcs 3/4" Drive Inch Size

Contents : 3/4", 7/8", 15/16", 1", 1-1/16"
1-1/8", 1-3/16", 1-1/4"



NEW PRODUCT

MB65008M1

Deep Impact Socket Set
8pcs 3/4" Drive Metric Size

Contents : 21mm, 23mm, 24mm, 27mm,
30mm, 32mm, 36mm, 41mm



MB46008R

Star Bit Socket Set
8pcs 1/2" Drive

Contents : T30, T40, T45, T47,
T50, T55, T60, T70



MB46010R

Star Bit Socket Set
10pcs 1/2" Drive

Contents : T20, T25, T27, T30, T40, T45,
T50, T55, T60, T70



ME011N

Impact Adapter Impact Universal Joint

IMPACT ADAPTER

Contents : 1/4"Fx3/8"M, 3/8"Fx1/4"M, 3/8"Fx1/2"M,
1/2"Fx3/8"M, 1/2"Fx3/4"M, 3/4"Fx1/2"M, 3/4"Fx1"M,
1"Fx3/4"M

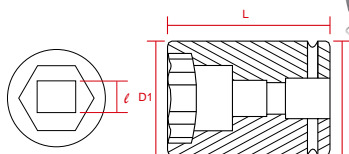
IMPACT UNIVERSAL JOINT

Contents : 1/4"Dr, 3/8"Dr, 1/2"Dr



MA8050

5pcs 1" Drive Combination Budd Wheel Impact Socket Set



MA42015M

15pcs 1/2" Drive Stubby Metric Size Impact Socket Set



MA42006M

1/2" Drive Stubby Metric Size Impact Socket Set



MA42006S

1/2" Drive Stubby Inch Size Impact Socket Set



MA4030

3pcs 1/2" Drive Deep Impact Socket Set

- Contents : 17mm, 19mm, 21mm By identifying the different color coated, the operator can easily pick up the size needed.
- With the external sheath, the working object can be well protected from being rubbed, scratched, impacted...etc.
- With the 85mm extra long socket, to loosen or tighten bolt or nut in deeper hole become easier and convenient.




Note: Impact socket for aluminum rim wheel nuts, with polymeric material insets.

MA42026

26pcs 1/2" Drive Stubby Impact Socket Set

Contents :

S : 5/16", 3/8", 7/16", 1/2", 9/16", 5/8", 11/16", 3/4", 13/16", 7/8", 15/16"
M : 10mm, 11mm, 12mm, 13mm, 14mm, 15mm, 16mm, 17mm, 18mm, 19mm, 20mm,
21mm, 22mm, 23mm, 24mm



| M7 NO. | | D1 | D2 | L | | | |
|------------|--------|-----|-----|--------|------|------|-----|
| | mm | mm | mm | mm | mm | g | |
| MA812S4826 | 1-1/2" | 57 | 57 | 13/16" | 99 | 1.34 | 1/1 |
| MA812M3517 | 35 | 52 | 54 | 17 | 94 | 1.10 | 1/1 |
| MA812M3820 | 38 | 54 | 56 | 20 | 96 | 1.18 | 1/1 |
| MA812M4121 | 41 | 54 | 58 | 21 | 99 | 1.19 | 1/1 |
| MA831M33L | 33 | 52 | 52 | 90 | 1.01 | 1/1 | |
| MA8050 | --- | --- | --- | --- | --- | 6.20 | 1/4 |

| M7 NO. | | D1 | D2 | T | L | | |
|----------|----|----|----|----|----|-----|-------|
| | mm | mm | mm | mm | mm | g | |
| MA401M10 | 10 | 18 | 25 | 5 | 28 | 50 | 15/10 |
| MA401M11 | 11 | 18 | 25 | 5 | 28 | 50 | 15/10 |
| MA401M12 | 12 | 19 | 25 | 5 | 28 | 50 | 15/10 |
| MA401M13 | 13 | 20 | 25 | 5 | 28 | 52 | 15/10 |
| MA401M14 | 14 | 22 | 25 | 5 | 28 | 53 | 15/10 |
| MA401M15 | 15 | 23 | 25 | 5 | 28 | 55 | 15/10 |
| MA401M16 | 16 | 25 | 25 | 8 | 28 | 62 | 15/10 |
| MA401M17 | 17 | 26 | 26 | 8 | 28 | 67 | 15/10 |
| MA401M18 | 18 | 28 | 28 | 8 | 28 | 82 | 15/10 |
| MA401M19 | 19 | 28 | 28 | 9 | 28 | 75 | 15/10 |
| MA401M20 | 20 | 30 | 30 | 9 | 28 | 90 | 15/10 |
| MA401M21 | 21 | 30 | 30 | 9 | 28 | 86 | 15/10 |
| MA401M22 | 22 | 32 | 30 | 9 | 28 | 94 | 15/10 |
| MA401M23 | 23 | 34 | 30 | 9 | 28 | 102 | 15/10 |
| MA401M24 | 24 | 34 | 30 | 9 | 28 | 98 | 15/10 |

| M7 NO. | | D1 | D2 | ℓ | L | | |
|----------|----|----|----|----|----|-----|------|
| | mm | mm | mm | mm | mm | g | |
| MA401M13 | 13 | 20 | 25 | 5 | 28 | 54 | 6/40 |
| MA401M17 | 17 | 26 | 26 | 8 | 28 | 70 | 6/40 |
| MA401M19 | 19 | 28 | 28 | 9 | 28 | 80 | 6/40 |
| MA401M21 | 21 | 30 | 30 | 9 | 28 | 90 | 6/40 |
| MA401M22 | 22 | 32 | 30 | 9 | 28 | 100 | 6/40 |
| MA401M24 | 34 | 34 | 30 | 9 | 28 | 110 | 6/40 |

| M7 NO. | | D1 | D2 | ℓ | L | | |
|----------|--------|----|----|----|----|-----|------|
| | mm | mm | mm | mm | mm | g | |
| MA401S16 | 1/2" | 20 | 25 | 5 | 28 | 51 | 6/40 |
| MA401S18 | 9/16" | 22 | 25 | 5 | 28 | 54 | 6/40 |
| MA401S20 | 5/8" | 25 | 25 | 8 | 28 | 61 | 6/40 |
| MA401S22 | 11/16" | 26 | 25 | 8 | 28 | 90 | 6/40 |
| MA401S24 | 3/4" | 28 | 30 | 9 | 28 | 100 | 6/40 |
| MA401S28 | 7/8" | 32 | 30 | 9 | 28 | 95 | 6/40 |

MA4031M85

3pcs 1/2" Drive Deep Thin Wall Impact Socket Set



**STRENGTHEN
STEEL
SLEEVE**



3PCS 17mm.19mm.21mm

IMPACT SOCKET

*PROVIDE FULL RANGE
ALL SERIES HANG TAG.*



IMPACT SOCKET



MALE ADAPTER



IMPACT DEEP SOCKET



UNIVERSAL JOINT



IMPACT HEX BIT

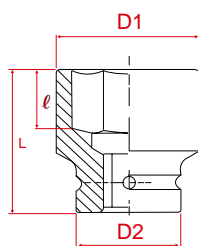


EXTENSION BAR

1/4"MA211M

Impact Standard Socket

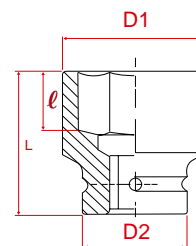
- 1/4" Drive Standard Length
- 6 Points
- Metric Size



1/4"MA211S

Impact Standard Socket

- 1/4" Drive Standard Length
- 6 Points
- Inch Size



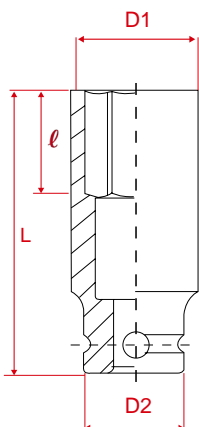
| M7 NO. | ⌀ | D1 | D2 | ℓ | L | ⚖ | 📦 |
|----------|----|------|------|----|----|----|----|
| | mm | mm | mm | mm | mm | g | |
| MA211M04 | 4 | 7.5 | 13.0 | 5 | 23 | 16 | 10 |
| MA211M05 | 5 | 8.7 | 13.0 | 6 | 23 | 16 | 10 |
| MA211M06 | 6 | 9.9 | 13.0 | 8 | 23 | 15 | 10 |
| MA211M07 | 7 | 11.1 | 13.0 | 8 | 23 | 14 | 10 |
| MA211M08 | 8 | 12.3 | 13.0 | 8 | 23 | 14 | 10 |
| MA211M09 | 9 | 13.8 | 13.0 | 8 | 23 | 14 | 10 |
| MA211M10 | 10 | 14.5 | 13.0 | 8 | 23 | 15 | 10 |
| MA211M11 | 11 | 16.0 | 13.0 | 8 | 23 | 17 | 10 |
| MA211M12 | 12 | 17.0 | 13.0 | 8 | 23 | 17 | 10 |
| MA211M13 | 13 | 18.8 | 13.0 | 8 | 23 | 20 | 10 |
| MA211M14 | 14 | 20.0 | 13.0 | 8 | 23 | 21 | 10 |

| M7 NO. | ⌀ | D1 | D2 | ℓ | L | ⚖ | 📦 |
|----------|--------|------|------|----|----|----|----|
| | inch | mm | mm | mm | mm | g | |
| MA211S06 | 3/16" | 8.4 | 13.0 | 6 | 23 | 15 | 10 |
| MA211S07 | 7/32" | 9.4 | 13.0 | 6 | 23 | 16 | 10 |
| MA211S08 | 1/4" | 10.3 | 13.0 | 8 | 23 | 15 | 10 |
| MA211S09 | 9/32" | 11.3 | 13.0 | 8 | 23 | 15 | 10 |
| MA211S10 | 5/16" | 12.3 | 13.0 | 8 | 23 | 14 | 10 |
| MA211S11 | 11/32" | 13.8 | 13.0 | 8 | 23 | 14 | 10 |
| MA211S12 | 3/8" | 14.5 | 13.0 | 8 | 23 | 15 | 10 |
| MA211S14 | 7/16" | 16.0 | 13.0 | 8 | 23 | 16 | 10 |
| MA211S16 | 1/2" | 18.8 | 13.0 | 8 | 23 | 19 | 10 |
| MA211S18 | 9/16" | 19.8 | 13.0 | 8 | 23 | 21 | 10 |

1/4"MA231M

Impact Deep Socket

- 1/4" Drive Deep Length
- 6 Points
- Metric Size

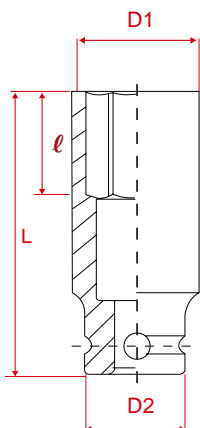


| M7 NO. | ⌀ | D1 | D2 | ℓ | L | ⚖ | 📦 |
|----------|----|------|------|----|----|----|----|
| | mm | mm | mm | mm | mm | g | |
| MA231M04 | 4 | 7.5 | 13.0 | 7 | 50 | 28 | 10 |
| MA231M05 | 5 | 8.7 | 13.0 | 9 | 50 | 29 | 10 |
| MA231M06 | 6 | 9.9 | 13.0 | 11 | 50 | 31 | 10 |
| MA231M07 | 7 | 11.1 | 13.0 | 11 | 50 | 31 | 10 |
| MA231M08 | 8 | 12.3 | 13.0 | 13 | 50 | 31 | 10 |
| MA231M09 | 9 | 13.8 | 13.0 | 13 | 50 | 37 | 10 |
| MA231M10 | 10 | 14.5 | 13.0 | 13 | 50 | 37 | 10 |
| MA231M11 | 11 | 16.0 | 13.0 | 13 | 50 | 41 | 10 |
| MA231M12 | 12 | 17.0 | 13.0 | 13 | 50 | 43 | 10 |
| MA231M13 | 13 | 18.8 | 13.0 | 13 | 50 | 58 | 10 |
| MA231M14 | 14 | 20.0 | 13.0 | 13 | 50 | 60 | 10 |

1/4"MA231S

Impact Deep Socket

- 1/4" Drive Deep Length
- 6 Points
- Inch Size

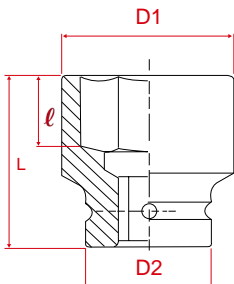


| M7 NO. | ⌀ | D1 | D2 | ℓ | L | ⚖ | 📦 |
|----------|--------|------|------|----|----|----|----|
| | inch | mm | mm | mm | mm | g | |
| MA231S06 | 3/16" | 8.4 | 13.0 | 9 | 50 | 29 | 10 |
| MA231S07 | 7/32" | 9.4 | 13.0 | 9 | 50 | 30 | 10 |
| MA231S08 | 1/4" | 10.3 | 13.0 | 11 | 50 | 31 | 10 |
| MA231S09 | 9/32" | 11.3 | 13.0 | 11 | 50 | 32 | 10 |
| MA231S10 | 5/16" | 12.3 | 13.0 | 13 | 50 | 32 | 10 |
| MA231S11 | 11/32" | 13.8 | 13.0 | 13 | 50 | 37 | 10 |
| MA231S12 | 3/8" | 14.5 | 13.0 | 13 | 50 | 41 | 10 |
| MA231S14 | 7/16" | 16.0 | 13.0 | 13 | 50 | 41 | 10 |
| MA231S16 | 1/2" | 18.8 | 13.0 | 13 | 50 | 56 | 10 |
| MA231S18 | 9/16" | 19.8 | 13.0 | 13 | 50 | 61 | 10 |

3/8"MA311M

Impact Standard Socket

- 3/8" Drive Standard Length
- 6 Points
- Metric Size

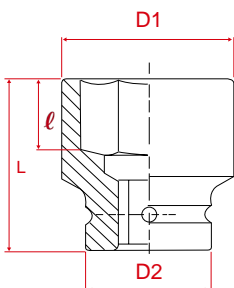


| M7 NO. | ⌀ | D1 | D2 | ℓ | L | ⚖ | 📦 |
|----------|----|------|------|----|------|----|----|
| | mm | mm | mm | mm | mm | g | |
| MA311M06 | 6 | 10.0 | 19.0 | 9 | 29.5 | 31 | 10 |
| MA311M07 | 7 | 11.4 | 19.0 | 9 | 29.5 | 31 | 10 |
| MA311M08 | 8 | 12.7 | 19.0 | 9 | 29.5 | 31 | 10 |
| MA311M09 | 9 | 14.0 | 19.0 | 10 | 29.5 | 33 | 10 |
| MA311M10 | 10 | 15.2 | 19.0 | 10 | 29.5 | 33 | 10 |
| MA311M11 | 11 | 17.0 | 19.0 | 11 | 29.5 | 34 | 10 |
| MA311M12 | 12 | 18.0 | 19.0 | 11 | 29.5 | 35 | 10 |
| MA311M13 | 13 | 19.0 | 19.0 | 11 | 29.5 | 36 | 10 |
| MA311M14 | 14 | 20.0 | 19.0 | 11 | 29.5 | 37 | 10 |
| MA311M15 | 15 | 21.9 | 19.0 | 13 | 29.5 | 42 | 10 |
| MA311M16 | 16 | 23.5 | 22.0 | 13 | 30.0 | 57 | 10 |
| MA311M17 | 17 | 25.0 | 22.0 | 13 | 30.0 | 59 | 10 |
| MA311M18 | 18 | 26.0 | 22.0 | 13 | 30.0 | 61 | 10 |
| MA311M19 | 19 | 27.0 | 22.0 | 15 | 30.0 | 63 | 10 |
| MA311M20 | 20 | 28.0 | 22.0 | 15 | 30.0 | 79 | 10 |
| MA311M21 | 21 | 30.0 | 22.0 | 15 | 30.0 | 79 | 10 |
| MA311M22 | 22 | 32.0 | 22.0 | 15 | 30.0 | 98 | 10 |
| MA311M23 | 23 | 33.0 | 22.0 | 15 | 30.0 | 98 | 10 |
| MA311M24 | 24 | 34.0 | 22.0 | 15 | 30.0 | 98 | 10 |

3/8"MA311S

Impact Standard Socket

- 3/8" Drive Standard Length
- 6 Points
- Inch Size



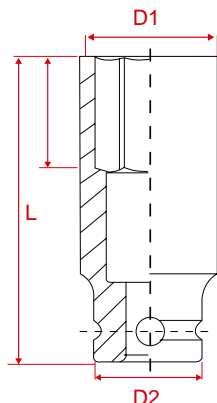
| M7 NO. | ⌀ | D1 | D2 | ℓ | L | ⚖ | 📦 |
|----------|--------|------|------|------|------|-----|----|
| | inch | mm | mm | mm | mm | g | |
| MA311S10 | 5/16" | 12.6 | 19.0 | 9.0 | 29.5 | 31 | 10 |
| MA311S12 | 3/8" | 14.6 | 19.0 | 10.0 | 29.5 | 33 | 10 |
| MA311S14 | 7/16" | 17.1 | 19.0 | 11.0 | 29.5 | 33 | 10 |
| MA311S16 | 1/2" | 19.0 | 19.0 | 11.0 | 29.5 | 37 | 10 |
| MA311S18 | 9/16" | 20.0 | 19.0 | 11.0 | 29.5 | 39 | 10 |
| MA311S20 | 5/8" | 23.5 | 22.0 | 13.0 | 30.0 | 54 | 10 |
| MA311S22 | 11/16" | 25.0 | 22.0 | 13.0 | 30.0 | 56 | 10 |
| MA311S24 | 3/4" | 27.0 | 22.0 | 15.0 | 30.0 | 63 | 10 |
| MA311S26 | 13/16" | 30.0 | 22.0 | 15.0 | 30.0 | 79 | 10 |
| MA311S28 | 7/8" | 32.0 | 22.0 | 15.0 | 30.0 | 87 | 10 |
| MA311S30 | 15/16" | 34.0 | 22.0 | 15.0 | 30.0 | 98 | 10 |
| MA311S32 | 1" | 36.0 | 22.0 | 15.0 | 30.0 | 100 | 10 |

IMPACT SOCKET

3/8"MA331M

Impact Deep Socket

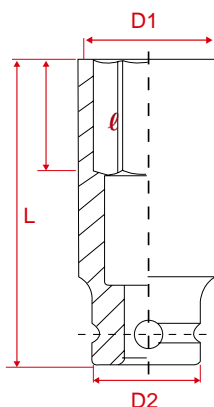
- 3/8" Drive Deep Length
- 6 Points
- Metric Size



3/8"MA331S

Impact Deep Socket

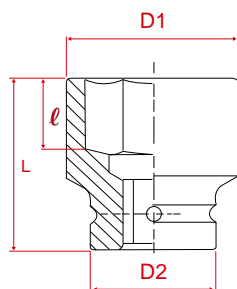
- 3/8" Drive Deep Length
- 6 Points
- Inch Size



MA401M

Impact Socket

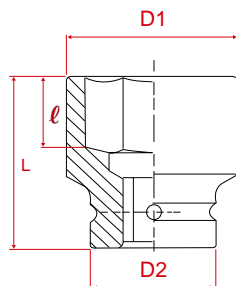
1/2"Drive Stubby Metric Size



MA401S

Impact Socket

1/2"Drive Stubby Inch Size



| M7 NO. | ⌀ | D1 | D2 | ℓ | L | ⚖ | 📦 |
|----------|----|------|------|----|----|-----|----|
| | mm | mm | mm | mm | mm | g | |
| MA331M06 | 6 | 10.1 | 19.0 | 14 | 63 | 73 | 10 |
| MA331M07 | 7 | 11.4 | 19.0 | 14 | 63 | 73 | 10 |
| MA331M08 | 8 | 12.7 | 19.0 | 14 | 63 | 73 | 10 |
| MA331M09 | 9 | 14.0 | 19.0 | 14 | 63 | 75 | 10 |
| MA331M10 | 10 | 15.2 | 19.0 | 20 | 63 | 76 | 10 |
| MA331M11 | 11 | 17.0 | 19.0 | 20 | 63 | 81 | 10 |
| MA331M12 | 12 | 18.0 | 19.0 | 22 | 63 | 78 | 10 |
| MA331M13 | 13 | 19.0 | 19.0 | 24 | 63 | 86 | 10 |
| MA331M14 | 14 | 20.0 | 19.0 | 26 | 63 | 93 | 10 |
| MA331M15 | 15 | 22.2 | 19.0 | 27 | 63 | 102 | 10 |
| MA331M16 | 16 | 23.5 | 22.0 | 26 | 63 | 115 | 10 |
| MA331M17 | 17 | 25.0 | 22.0 | 26 | 63 | 127 | 10 |
| MA331M18 | 18 | 26.0 | 22.0 | 26 | 63 | 137 | 10 |
| MA331M19 | 19 | 27.0 | 22.0 | 26 | 63 | 143 | 10 |
| MA331M20 | 20 | 28.0 | 22.0 | 26 | 63 | 143 | 10 |
| MA331M21 | 21 | 30.0 | 22.0 | 26 | 63 | 194 | 10 |
| MA331M22 | 22 | 32.0 | 22.0 | 26 | 63 | 206 | 10 |
| MA331M23 | 23 | 33.0 | 22.0 | 26 | 63 | 206 | 10 |

| M7 NO. | ⌀ | D1 | D2 | ℓ | L | ⚖ | 📦 |
|----------|--------|------|------|-----|------|-----|-----|
| | inch | mm | mm | mm | mm | g | |
| MA331S08 | 1/4" | 10.5 | 19.0 | 4.0 | 28.5 | 35 | --- |
| MA331S10 | 5/16" | 12.6 | 19.0 | 14 | 63 | 73 | 10 |
| MA331S12 | 3/8" | 14.6 | 19.0 | 20 | 63 | 76 | 10 |
| MA331S14 | 7/16" | 17.1 | 19.0 | 20 | 63 | 81 | 10 |
| MA331S16 | 1/2" | 19.0 | 19.0 | 24 | 63 | 83 | 10 |
| MA331S18 | 9/16" | 20.0 | 19.0 | 26 | 63 | 87 | 10 |
| MA331S20 | 5/8" | 23.5 | 22.0 | 26 | 63 | 111 | 10 |
| MA331S22 | 11/16" | 25.0 | 22.0 | 26 | 63 | 125 | 10 |
| MA331S24 | 3/4" | 27.0 | 22.0 | 26 | 63 | 142 | 10 |
| MA331S26 | 13/16" | 30.0 | 22.0 | 26 | 63 | 178 | 10 |
| MA331S28 | 7/8" | 32.0 | 22.0 | 26 | 63 | 188 | 10 |
| MA331S30 | 15/16" | 34.0 | 22.0 | 26 | 63 | 232 | 10 |
| MA331S32 | 1" | 36.0 | 22.0 | 26 | 63 | 249 | 10 |

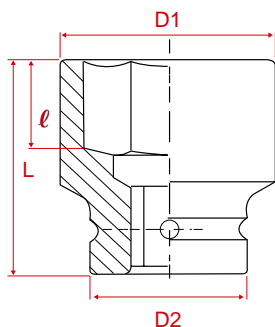
| M7 NO. | ⌀ | D1 | D2 | ℓ | L | ⚖ | 📦 |
|----------|----|----|----|----|----|-----|------|
| | mm | mm | mm | mm | mm | g | |
| MA401M09 | 09 | 18 | 25 | 5 | 28 | 48 | 6/40 |
| MA401M10 | 10 | 18 | 25 | 5 | 28 | 50 | 6/40 |
| MA401M11 | 11 | 18 | 25 | 5 | 28 | 50 | 6/40 |
| MA401M12 | 12 | 19 | 25 | 5 | 28 | 50 | 6/40 |
| MA401M13 | 13 | 20 | 25 | 5 | 28 | 52 | 6/40 |
| MA401M14 | 14 | 22 | 25 | 5 | 28 | 53 | 6/40 |
| MA401M15 | 15 | 23 | 25 | 5 | 28 | 55 | 6/40 |
| MA401M16 | 16 | 25 | 25 | 8 | 28 | 62 | 6/40 |
| MA401M17 | 17 | 26 | 26 | 8 | 28 | 67 | 6/40 |
| MA401M18 | 18 | 28 | 28 | 8 | 28 | 82 | 6/40 |
| MA401M19 | 19 | 28 | 28 | 9 | 28 | 80 | 6/40 |
| MA401M20 | 20 | 30 | 30 | 9 | 28 | 90 | 6/40 |
| MA401M21 | 21 | 30 | 30 | 9 | 28 | 86 | 6/40 |
| MA401M22 | 22 | 32 | 30 | 9 | 28 | 94 | 6/40 |
| MA401M23 | 23 | 34 | 30 | 9 | 28 | 102 | 6/40 |
| MA401M24 | 24 | 34 | 30 | 9 | 28 | 98 | 6/40 |

| M7 NO. | ⌀ | D1 | D2 | ℓ | L | ⚖ | 📦 |
|----------|--------|------|----|----|----|----|------|
| | inch | mm | mm | mm | mm | g | |
| MA401S10 | 5/16" | 14.5 | 25 | 5 | 28 | 46 | 6/40 |
| MA401S12 | 3/8" | 16 | 25 | 5 | 28 | 47 | 6/40 |
| MA401S14 | 7/16" | 18 | 25 | 5 | 28 | 50 | 6/40 |
| MA401S16 | 1/2" | 20 | 25 | 5 | 28 | 51 | 6/40 |
| MA401S18 | 9/16" | 22 | 25 | 5 | 28 | 54 | 6/40 |
| MA401S20 | 5/8" | 25 | 25 | 8 | 28 | 61 | 6/40 |
| MA401S26 | 13/16" | 30 | 30 | 9 | 28 | 88 | 6/40 |
| MA401S28 | 7/8" | 32 | 30 | 9 | 28 | 95 | 6/40 |
| MA401S30 | 15/16" | 34 | 30 | 9 | 28 | 98 | 6/40 |

1/2"MA411M

Impact Standard Socket

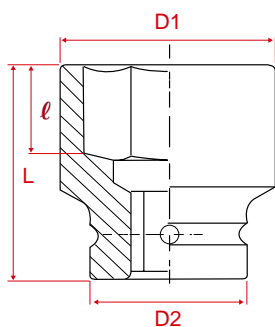
- 1/2" Drive Standard Length
- 6 Points
- Metric Size



| M7 NO. | | D1 | D2 | ℓ | L | | |
|----------|----|------|------|------|----|-----|----|
| | mm | mm | mm | mm | mm | g | |
| MA411M08 | 8 | 14.5 | 24.9 | 9 | 38 | 80 | 10 |
| MA411M09 | 9 | 15.6 | 24.9 | 10 | 38 | 80 | 10 |
| MA411M10 | 10 | 16.7 | 24.9 | 10 | 38 | 71 | 10 |
| MA411M11 | 11 | 18.0 | 24.9 | 10 | 38 | 72 | 10 |
| MA411M12 | 12 | 19.0 | 24.9 | 11 | 38 | 72 | 10 |
| MA411M13 | 13 | 20.2 | 24.9 | 11 | 38 | 74 | 10 |
| MA411M14 | 14 | 21.5 | 24.9 | 11 | 38 | 77 | 10 |
| MA411M15 | 15 | 23.0 | 24.9 | 12 | 38 | 78 | 10 |
| MA411M16 | 16 | 24.9 | 24.9 | 12 | 38 | 82 | 10 |
| MA411M17 | 17 | 25.9 | 25.0 | 13 | 38 | 84 | 10 |
| MA411M18 | 18 | 26.9 | 25.0 | 13 | 38 | 88 | 10 |
| MA411M19 | 19 | 29.9 | 25.0 | 13 | 38 | 88 | 10 |
| MA411M20 | 20 | 29.9 | 25.0 | 13 | 38 | 90 | 10 |
| MA411M21 | 21 | 32.0 | 30.0 | 14.5 | 38 | 93 | 10 |
| MA411M22 | 22 | 32.0 | 30.0 | 14.5 | 38 | 134 | 10 |
| MA411M23 | 23 | 34.0 | 30.0 | 16 | 42 | 138 | 10 |
| MA411M24 | 24 | 36.0 | 30.0 | 17 | 42 | 138 | 10 |
| MA411M25 | 25 | 36.0 | 30.0 | 17 | 42 | 150 | 10 |
| MA411M26 | 26 | 38.0 | 30.0 | 17 | 42 | 158 | 10 |
| MA411M27 | 27 | 40.0 | 30.0 | 19 | 46 | 159 | 10 |
| MA411M28 | 28 | 38.0 | 40.0 | 16 | 46 | 270 | 10 |
| MA411M29 | 29 | 38.0 | 40.0 | 16 | 46 | 270 | 10 |
| MA411M30 | 30 | 41.9 | 30.0 | 19 | 46 | 222 | 10 |
| MA411M31 | 31 | 43.9 | 30.0 | 20.5 | 46 | 244 | 10 |
| MA411M32 | 32 | 43.9 | 30.0 | 20.5 | 46 | 238 | 10 |
| MA411M33 | 33 | 45.9 | 35.0 | 22 | 46 | 290 | 10 |
| MA411M34 | 34 | 45.9 | 35.0 | 22 | 46 | 330 | 10 |
| MA411M35 | 35 | 49.9 | 35.0 | 22 | 50 | 357 | 10 |
| MA411M36 | 36 | 49.9 | 35.0 | 22 | 50 | 376 | 10 |
| MA411M37 | 37 | 50.9 | 35.0 | 25 | 50 | 380 | 10 |
| MA411M38 | 38 | 51.9 | 35.0 | 25 | 50 | 390 | 10 |

1/2"MA411S Impact Standard Socket

- 1/2" Drive Standard Length
- 6 Points
- Inch Size



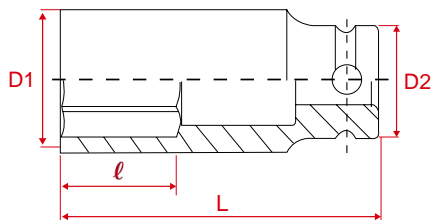
| M7 NO. | | D1 | D2 | ℓ | L | | |
|----------|---------|------|------|------|----|-----|----|
| | inch | mm | mm | mm | mm | g | |
| MA411S08 | 1/4" | 12.5 | 24.9 | 8 | 38 | 70 | 10 |
| MA411S10 | 5/16" | 14.5 | 24.9 | 8 | 38 | 70 | 10 |
| MA411S12 | 3/8" | 16.0 | 24.9 | 8 | 38 | 70 | 10 |
| MA411S14 | 7/16" | 18.0 | 24.9 | 9 | 38 | 72 | 10 |
| MA411S16 | 1/2" | 20.0 | 24.9 | 11 | 38 | 74 | 10 |
| MA411S18 | 9/16" | 22.0 | 24.9 | 11 | 38 | 76 | 10 |
| MA411S20 | 5/8" | 24.9 | 24.9 | 12 | 38 | 81 | 10 |
| MA411S22 | 11/16" | 26.0 | 25.0 | 12 | 38 | 83 | 10 |
| MA411S24 | 3/4" | 28.0 | 25.0 | 12 | 38 | 85 | 10 |
| MA411S26 | 13/16" | 30.0 | 25.0 | 13 | 38 | 94 | 10 |
| MA411S28 | 7/8" | 32.0 | 30.0 | 13 | 38 | 134 | 10 |
| MA411S30 | 15/16" | 34.0 | 30.0 | 15 | 38 | 135 | 10 |
| MA411S32 | 1" | 36.0 | 30.0 | 15 | 38 | 144 | 10 |
| MA411S34 | 1-1/16" | 38.0 | 30.0 | 17 | 40 | 203 | 10 |
| MA411S36 | 1-1/8" | 40.0 | 30.0 | 18.5 | 40 | 260 | 10 |
| MA411S38 | 1-3/16" | 42.0 | 30.0 | 18.5 | 40 | 280 | 10 |
| MA411S40 | 1-1/4" | 44.0 | 30.0 | 18.5 | 40 | 290 | 10 |
| MA411S42 | 1-5/16" | 46.0 | 35.0 | 21 | 43 | 301 | 10 |
| MA411S44 | 1-3/8" | 48.0 | 35.0 | 21 | 43 | 338 | 10 |
| MA411S46 | 1-7/16" | 50.0 | 44.0 | 21 | 43 | 357 | 10 |
| MA411S48 | 1-1/2" | 52.0 | 44.0 | 23.5 | 43 | 376 | 10 |

IMPACT SOCKET

1/2"MA431M

IMPACT DEEP SOCKET

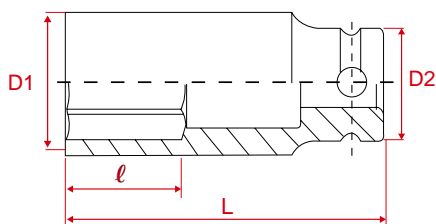
- 1/2" Drive Deep Length
- 6 Points
- Metric Size



1/2"MA431S

IMPACT DEEP SOCKET

- 1/2" Drive Deep Length
- 6 Points
- Inch Size



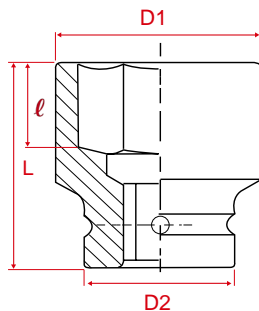
| M7 NO. | ⌀ | D1 | D2 | ℓ | L | ⚖ | 📦 |
|----------|----|------|------|----|----|-----|----|
| | mm | mm | mm | mm | mm | g | |
| MA431M06 | 6 | 12.0 | 24.9 | 10 | 82 | 168 | 10 |
| MA431M07 | 7 | 13.0 | 24.9 | 10 | 82 | 168 | 10 |
| MA431M08 | 8 | 14.5 | 24.9 | 13 | 82 | 168 | 10 |
| MA431M09 | 9 | 15.6 | 24.9 | 15 | 82 | 168 | 10 |
| MA431M10 | 10 | 16.7 | 24.9 | 15 | 82 | 168 | 10 |
| MA431M11 | 11 | 18.0 | 24.9 | 15 | 82 | 169 | 10 |
| MA431M12 | 12 | 19.0 | 24.9 | 15 | 82 | 170 | 10 |
| MA431M13 | 13 | 20.2 | 24.9 | 15 | 82 | 176 | 10 |
| MA431M14 | 14 | 21.5 | 24.9 | 18 | 82 | 180 | 10 |
| MA431M15 | 15 | 23.0 | 25.0 | 18 | 82 | 184 | 10 |
| MA431M16 | 16 | 24.9 | 25.0 | 18 | 82 | 190 | 10 |
| MA431M17 | 17 | 25.9 | 25.0 | 19 | 82 | 196 | 10 |
| MA431M18 | 18 | 26.9 | 25.0 | 19 | 82 | 214 | 10 |
| MA431M19 | 19 | 29.9 | 30.0 | 19 | 82 | 216 | 10 |
| MA431M20 | 20 | 29.9 | 30.0 | 26 | 82 | 220 | 10 |
| MA431M21 | 21 | 31.9 | 30.0 | 26 | 82 | 222 | 10 |
| MA431M22 | 22 | 31.9 | 30.0 | 26 | 82 | 288 | 10 |
| MA431M23 | 23 | 33.9 | 30.0 | 26 | 82 | 338 | 10 |
| MA431M24 | 24 | 35.9 | 30.0 | 26 | 82 | 377 | 10 |
| MA431M25 | 25 | 35.9 | 30.0 | 26 | 82 | 369 | 10 |
| MA431M26 | 26 | 37.9 | 30.0 | 26 | 82 | 321 | 10 |
| MA431M27 | 27 | 39.9 | 30.0 | 26 | 82 | 454 | 10 |
| MA431M28 | 28 | 39.9 | 30.0 | 26 | 82 | 442 | 10 |
| MA431M29 | 29 | 41.9 | 30.0 | 26 | 82 | 451 | 10 |
| MA431M30 | 30 | 41.9 | 30.0 | 26 | 82 | 431 | 10 |
| MA431M31 | 31 | 43.9 | 35.0 | 26 | 90 | 480 | 10 |
| MA431M32 | 32 | 43.9 | 35.0 | 26 | 90 | 497 | 10 |
| MA431M33 | 33 | 45.9 | 35.0 | 38 | 90 | 590 | 10 |
| MA431M34 | 34 | 45.9 | 35.0 | 38 | 90 | 554 | 10 |
| MA431M35 | 35 | 49.9 | 40.0 | 38 | 93 | 690 | 10 |
| MA431M36 | 36 | 49.9 | 40.0 | 38 | 93 | 670 | 10 |

| M7 NO. | ⌀ | D1 | D2 | ℓ | L | ⚖ | 📦 |
|----------|---------|------|------|----|----|-----|----|
| | inch | mm | mm | mm | mm | g | |
| MA431S08 | 1/4" | 12.5 | 24.9 | 10 | 82 | 160 | 10 |
| MA431S10 | 5/16" | 14.5 | 24.9 | 13 | 82 | 160 | 10 |
| MA431S12 | 3/8" | 16.0 | 24.9 | 15 | 82 | 167 | 10 |
| MA431S14 | 7/16" | 18.0 | 24.9 | 15 | 82 | 171 | 10 |
| MA431S16 | 1/2" | 20.0 | 24.9 | 15 | 82 | 176 | 10 |
| MA431S18 | 9/16" | 22.0 | 24.9 | 17 | 82 | 181 | 10 |
| MA431S20 | 5/8" | 24.9 | 24.9 | 18 | 82 | 187 | 10 |
| MA431S22 | 11/16" | 25.9 | 25.0 | 18 | 82 | 194 | 10 |
| MA431S24 | 3/4" | 27.9 | 25.0 | 18 | 82 | 217 | 10 |
| MA431S26 | 13/16" | 29.9 | 25.0 | 26 | 82 | 227 | 10 |
| MA431S28 | 7/8" | 31.9 | 30.0 | 26 | 82 | 290 | 10 |
| MA431S30 | 15/16" | 33.9 | 30.0 | 26 | 82 | 319 | 10 |
| MA431S32 | 1" | 35.9 | 30.0 | 26 | 82 | 346 | 10 |
| MA431S34 | 1-1/16" | 37.9 | 30.0 | 26 | 82 | 450 | 10 |
| MA431S36 | 1-1/8" | 39.9 | 30.0 | 26 | 82 | 450 | 10 |
| MA431S38 | 1-3/16" | 41.9 | 30.0 | 26 | 82 | 480 | 10 |
| MA431S40 | 1-1/4" | 43.9 | 30.0 | 26 | 82 | 500 | 10 |
| MA431S42 | 1-5/16" | 45.9 | 35.0 | 34 | 90 | 565 | 10 |
| MA431S44 | 1-3/8" | 47.9 | 35.0 | 34 | 90 | 595 | 10 |
| MA431S46 | 1-7/16" | 49.9 | 44.0 | 34 | 90 | 699 | 10 |
| MA431S48 | 1-1/2" | 51.8 | 44.0 | 34 | 90 | 744 | 10 |

3/4"MA611S

Impact Standard Socket

- 3/4" Drive Standard Length
- 6 Points
- Inch Size



| M7 NO. | ⌀ | D1 | D2 | ℓ | L | ⚖ | 📦 |
|----------|----------|------|----|------|----|------|---|
| | inch | mm | mm | mm | mm | g | |
| MA611S16 | 1/2" | 22 | 38 | 6.3 | 50 | 380 | 1 |
| MA611S18 | 9/16" | 25.5 | 38 | 6.3 | 50 | 380 | 1 |
| MA611S20 | 5/8" | 27.5 | 38 | 7.1 | 50 | 380 | 1 |
| MA611S22 | 11/16" | 29 | 38 | 8.1 | 50 | 390 | 1 |
| MA611S24 | 3/4" | 30.2 | 38 | 9 | 52 | 390 | 1 |
| MA611S26 | 13/16" | 32 | 38 | 10.6 | 52 | 400 | 1 |
| MA611S28 | 7/8" | 34 | 38 | 12.2 | 52 | 440 | 1 |
| MA611S30 | 15/16" | 36 | 38 | 12.4 | 52 | 440 | 1 |
| MA611S32 | 1" | 38 | 38 | 12.4 | 52 | 450 | 1 |
| MA611S34 | 1-1/16" | 40 | 40 | 12.4 | 52 | 510 | 1 |
| MA611S36 | 1-1/8" | 42 | 42 | 16.1 | 52 | 570 | 1 |
| MA611S38 | 1-3/16" | 44 | 44 | 16.1 | 52 | 610 | 1 |
| MA611S40 | 1-1/4" | 46 | 44 | 16.1 | 52 | 630 | 1 |
| MA611S42 | 1-5/16" | 50 | 44 | 18.8 | 56 | 660 | 1 |
| MA611S44 | 1-3/8" | 52 | 44 | 18.8 | 56 | 770 | 1 |
| MA611S46 | 1-7/16" | 54 | 44 | 18.8 | 56 | 770 | 1 |
| MA611S48 | 1-1/2" | 56 | 44 | 21.5 | 56 | 830 | 1 |
| MA611S50 | 1-9/16" | 58 | 44 | 21.5 | 58 | 860 | 1 |
| MA611S52 | 1-5/8" | 60 | 44 | 21.5 | 58 | 870 | 1 |
| MA611S54 | 1-11/16" | 63.5 | 44 | 24.6 | 62 | 1050 | 1 |
| MA611S56 | 1-3/4" | 65 | 44 | 24.9 | 62 | 1090 | 1 |
| MA611S58 | 1-13/16" | 67 | 44 | 25.1 | 63 | 1150 | 1 |
| MA611S60 | 1-7/8" | 68 | 44 | 27 | 68 | 1200 | 1 |
| MA611S62 | 1-15/16" | 70 | 44 | 27 | 70 | 1250 | 1 |
| MA611S64 | 2" | 71 | 44 | 27 | 72 | 1310 | 1 |
| MA611S66 | 2-1/16" | 74 | 54 | 29.2 | 72 | 1380 | 1 |
| MA611S68 | 2-1/8" | 77 | 54 | 30.3 | 72 | 1650 | 1 |
| MA611S70 | 2-3/16" | 77 | 54 | 30.3 | 74 | 1700 | 1 |
| MA611S72 | 2-1/4" | 80 | 54 | 32.4 | 74 | 1720 | 1 |
| MA611S74 | 2-5/16" | 82 | 54 | 32.8 | 75 | 1810 | 1 |
| MA611S76 | 2-3/8" | 84 | 54 | 33.1 | 80 | 2050 | 1 |
| MA611S78 | 2-7/16" | 85 | 54 | 34.4 | 80 | 2080 | 1 |
| MA611S80 | 2-1/2" | 86 | 54 | 34.4 | 80 | 2250 | 1 |
| MA611S82 | 2-9/16" | 88 | 54 | 35.1 | 80 | 2300 | 1 |
| MA611S84 | 2-5/8" | 88 | 54 | 35.1 | 80 | 2300 | 1 |
| MA611S86 | 2-11/16" | 88 | 54 | 36.4 | 80 | 2300 | 1 |
| MA611S88 | 2-3/4" | 96 | 54 | 37.8 | 85 | 2450 | 1 |
| MA611S90 | 2-13/16" | 96 | 60 | 38.1 | 88 | 2550 | 1 |
| MA611S92 | 2-7/8" | 98 | 60 | 39.4 | 90 | 2600 | 1 |
| MA611S94 | 2-15/16" | 100 | 60 | 46 | 92 | 2700 | 1 |
| MA611S96 | 3" | 100 | 60 | 46 | 92 | 2800 | 1 |

3/4"MA611M

Impact Standard Socket

- 3/4" Drive Standard Length
- 6 Points
- Metric Size



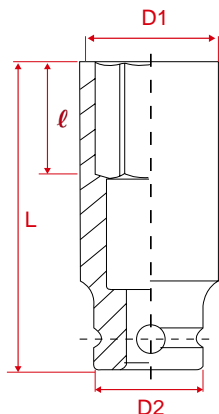
| M7 NO. | ⌀ | D1 | D2 | ℓ | L | ⚖ | 📦 |
|----------|----|------|----|------|----|------|---|
| | mm | mm | mm | mm | mm | g | |
| MA611M13 | 13 | 22 | 38 | 7 | 50 | 210 | 1 |
| MA611M14 | 14 | 25.5 | 38 | 7 | 50 | 210 | 1 |
| MA611M15 | 15 | 26 | 38 | 7 | 50 | 220 | 1 |
| MA611M16 | 16 | 27.5 | 38 | 7 | 50 | 220 | 1 |
| MA611M17 | 17 | 28.5 | 38 | 9.6 | 50 | 230 | 1 |
| MA611M18 | 18 | 29.5 | 38 | 10.2 | 52 | 230 | 1 |
| MA611M19 | 19 | 30 | 38 | 11.1 | 52 | 230 | 1 |
| MA611M20 | 20 | 31 | 38 | 11.5 | 52 | 240 | 1 |
| MA611M21 | 21 | 32 | 38 | 11.7 | 52 | 240 | 1 |
| MA611M22 | 22 | 34 | 38 | 12.5 | 52 | 250 | 1 |
| MA611M23 | 23 | 35 | 38 | 12.7 | 52 | 250 | 1 |
| MA611M24 | 24 | 36 | 38 | 14 | 52 | 250 | 1 |
| MA611M25 | 25 | 38 | 38 | 14 | 52 | 270 | 1 |
| MA611M26 | 26 | 38 | 38 | 14.6 | 52 | 270 | 1 |
| MA611M27 | 27 | 40 | 40 | 15.8 | 52 | 280 | 1 |
| MA611M28 | 28 | 42 | 42 | 16.3 | 52 | 320 | 1 |
| MA611M29 | 29 | 42 | 42 | 16.7 | 52 | 320 | 1 |
| MA611M30 | 30 | 46 | 44 | 16.7 | 52 | 370 | 1 |
| MA611M31 | 31 | 46 | 44 | 16.7 | 52 | 370 | 1 |
| MA611M32 | 32 | 48 | 44 | 18.3 | 52 | 380 | 1 |
| MA611M33 | 33 | 50 | 44 | 19.1 | 56 | 410 | 1 |
| MA611M34 | 34 | 51 | 44 | 20 | 56 | 410 | 1 |
| MA611M35 | 35 | 52 | 44 | 20.1 | 56 | 470 | 1 |
| MA611M36 | 36 | 53.5 | 44 | 21.5 | 56 | 470 | 1 |
| MA611M37 | 37 | 54 | 44 | 21.5 | 56 | 470 | 1 |
| MA611M38 | 38 | 56 | 44 | 22.3 | 56 | 470 | 1 |
| MA611M39 | 39 | 56 | 44 | 22.3 | 58 | 480 | 1 |
| MA611M40 | 40 | 58 | 44 | 22.8 | 58 | 540 | 1 |
| MA611M41 | 41 | 60 | 44 | 23 | 58 | 590 | 1 |
| MA611M42 | 42 | 61 | 44 | 23 | 58 | 660 | 1 |
| MA611M43 | 43 | 63 | 44 | 23 | 62 | 700 | 1 |
| MA611M44 | 44 | 65 | 44 | 23 | 62 | 720 | 1 |
| MA611M45 | 45 | 66 | 44 | 23 | 63 | 740 | 1 |
| MA611M46 | 46 | 67 | 44 | 23 | 63 | 770 | 1 |
| MA611M47 | 47 | 68 | 44 | 27 | 68 | 820 | 1 |
| MA611M48 | 48 | 69 | 44 | 27 | 68 | 830 | 1 |
| MA611M49 | 49 | 70 | 44 | 29 | 70 | 830 | 1 |
| MA611M50 | 50 | 71 | 54 | 29.8 | 72 | 970 | 1 |
| MA611M51 | 51 | 71 | 54 | 29.8 | 72 | 1150 | 1 |
| MA611M52 | 52 | 74 | 54 | 29.8 | 72 | 1250 | 1 |
| MA611M54 | 54 | 77 | 54 | 29.8 | 72 | 1250 | 1 |
| MA611M55 | 55 | 77 | 54 | 29.8 | 74 | 1250 | 1 |
| MA611M56 | 56 | 77 | 54 | 31 | 74 | 1450 | 1 |
| MA611M57 | 57 | 80 | 54 | 31 | 74 | 1550 | 1 |
| MA611M58 | 58 | 82 | 54 | 31 | 74 | 1580 | 1 |
| MA611M59 | 59 | 82 | 54 | 33 | 75 | 1600 | 1 |
| MA611M60 | 60 | 84 | 54 | 33 | 80 | 1620 | 1 |
| MA611M62 | 62 | 85 | 54 | 33 | 80 | 1650 | 1 |
| MA611M63 | 63 | 86 | 54 | 33 | 80 | 1720 | 1 |
| MA611M65 | 65 | 88 | 54 | 33 | 80 | 1790 | 1 |
| MA611M67 | 67 | 90 | 54 | 35 | 80 | 1850 | 1 |
| MA611M70 | 70 | 96 | 54 | 35 | 85 | 1920 | 1 |

IMPACT SOCKET

3/4"MA631S

Impact Deep Socket

- 3/4" Drive Deep Length
- 6 Points
- Inch Size

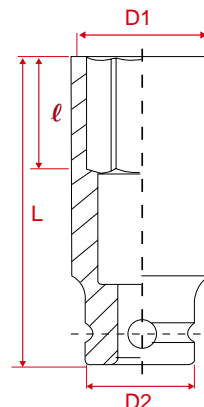


| M7 NO. | ○ | D1 | D2 | ℓ | L | ⚖ | 📦 |
|----------|----------|------|----|----|-----|------|---|
| | inch | mm | mm | mm | mm | g | |
| MA631S16 | 1/2" | 22 | 38 | 12 | 90 | 380 | 1 |
| MA631S18 | 9/16" | 25.5 | 38 | 12 | 90 | 380 | 1 |
| MA631S20 | 5/8" | 27.5 | 38 | 12 | 90 | 380 | 1 |
| MA631S22 | 11/16" | 29 | 38 | 12 | 90 | 380 | 1 |
| MA631S24 | 3/4" | 30 | 38 | 12 | 90 | 390 | 1 |
| MA631S26 | 13/16" | 32 | 38 | 12 | 90 | 390 | 1 |
| MA631S28 | 7/8" | 34 | 38 | 19 | 90 | 400 | 1 |
| MA631S30 | 15/16" | 36 | 38 | 19 | 90 | 440 | 1 |
| MA631S32 | 1" | 38 | 38 | 19 | 90 | 440 | 1 |
| MA631S34 | 1-1/16" | 40 | 40 | 19 | 90 | 450 | 1 |
| MA631S36 | 1-1/8" | 42 | 42 | 19 | 90 | 510 | 1 |
| MA631S38 | 1-3/16" | 44 | 44 | 19 | 90 | 570 | 1 |
| MA631S40 | 1-1/4" | 46 | 44 | 19 | 90 | 610 | 1 |
| MA631S42 | 1-5/16" | 50 | 44 | 19 | 90 | 630 | 1 |
| MA631S44 | 1-3/8" | 52 | 44 | 19 | 90 | 660 | 1 |
| MA631S46 | 1-7/16" | 54 | 44 | 19 | 90 | 770 | 1 |
| MA631S48 | 1-1/2" | 56 | 44 | 22 | 92 | 770 | 1 |
| MA631S50 | 1-9/16" | 58 | 44 | 40 | 92 | 830 | 1 |
| MA631S52 | 1-5/8" | 60 | 44 | 40 | 92 | 860 | 1 |
| MA631S54 | 1-11/16" | 63.5 | 44 | 40 | 92 | 870 | 1 |
| MA631S56 | 1-3/4" | 65 | 44 | 40 | 92 | 1050 | 1 |
| MA631S58 | 1-13/16" | 67 | 44 | 40 | 92 | 1090 | 1 |
| MA631S60 | 1-7/8" | 68 | 44 | 40 | 92 | 1150 | 1 |
| MA631S62 | 1-15/16" | 70 | 44 | 40 | 92 | 1200 | 1 |
| MA631S64 | 2" | 71 | 54 | 40 | 95 | 1250 | 1 |
| MA631S66 | 2-1/16" | 74 | 54 | 40 | 95 | 1310 | 1 |
| MA631S68 | 2-1/8" | 77 | 54 | 40 | 100 | 1380 | 1 |
| MA631S70 | 2-3/16" | 77 | 54 | 40 | 100 | 1650 | 1 |
| MA631S72 | 2-1/4" | 80 | 54 | 40 | 100 | 1700 | 1 |
| MA631S74 | 2-5/16" | 82 | 54 | 40 | 105 | 1720 | 1 |
| MA631S76 | 2-3/8" | 84 | 54 | 40 | 105 | 1810 | 1 |
| MA631S78 | 2-7/16" | 85 | 54 | 40 | 105 | 2050 | 1 |
| MA631S80 | 2-1/2" | 86 | 54 | 40 | 105 | 2080 | 1 |
| MA631S82 | 2-9/16" | 88 | 54 | 40 | 105 | 2250 | 1 |
| MA631S84 | 2-5/8" | 90 | 54 | 40 | 105 | 2300 | 1 |
| MA631S86 | 2-11/16" | 92 | 54 | 40 | 105 | 2350 | 1 |
| MA631S88 | 2-3/4" | 96 | 54 | 40 | 105 | 2400 | 1 |
| MA631S90 | 2-13/16" | 98 | 54 | 40 | 105 | 2450 | 1 |
| MA631S92 | 2-7/8" | 100 | 54 | 40 | 105 | 2650 | 1 |
| MA631S94 | 2-15/16" | 102 | 54 | 40 | 105 | 2850 | 1 |
| MA631S96 | 3" | 104 | 54 | 40 | 105 | 3050 | 1 |

3/4"MA631M

Impact Deep Socket

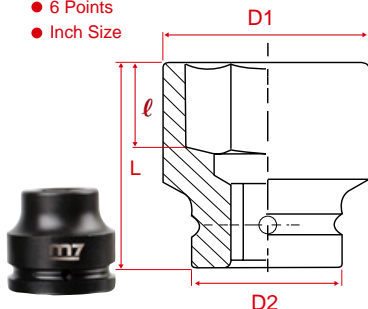
- 3/4" Drive Deep Length
- 6 Points
- Metric Size



| M7 NO. | ○ | D1 | D2 | ℓ | L | ⚖ | 📦 |
|----------|----|------|----|----|-----|------|---|
| | mm | mm | mm | mm | mm | g | |
| MA631M13 | 13 | 22 | 38 | 12 | 90 | 380 | 1 |
| MA631M14 | 14 | 25.5 | 38 | 12 | 90 | 380 | 1 |
| MA631M15 | 15 | 26 | 38 | 12 | 90 | 380 | 1 |
| MA631M16 | 16 | 27.5 | 38 | 12 | 90 | 380 | 1 |
| MA631M17 | 17 | 28.5 | 38 | 12 | 90 | 390 | 1 |
| MA631M18 | 18 | 29.5 | 38 | 12 | 90 | 390 | 1 |
| MA631M19 | 19 | 30 | 38 | 12 | 90 | 390 | 1 |
| MA631M20 | 20 | 31 | 38 | 19 | 90 | 390 | 1 |
| MA631M21 | 21 | 32 | 38 | 19 | 90 | 400 | 1 |
| MA631M22 | 22 | 34 | 38 | 19 | 90 | 430 | 1 |
| MA631M23 | 23 | 35 | 38 | 19 | 90 | 430 | 1 |
| MA631M24 | 24 | 36 | 38 | 19 | 90 | 440 | 1 |
| MA631M25 | 25 | 38 | 38 | 19 | 90 | 460 | 1 |
| MA631M26 | 26 | 40 | 40 | 19 | 90 | 460 | 1 |
| MA631M27 | 27 | 40 | 40 | 19 | 90 | 500 | 1 |
| MA631M28 | 28 | 42 | 42 | 19 | 90 | 550 | 1 |
| MA631M29 | 29 | 42 | 42 | 19 | 90 | 560 | 1 |
| MA631M30 | 30 | 46 | 44 | 19 | 92 | 620 | 1 |
| MA631M31 | 31 | 47 | 44 | 19 | 92 | 620 | 1 |
| MA631M32 | 32 | 48 | 44 | 19 | 92 | 630 | 1 |
| MA631M33 | 33 | 50 | 44 | 19 | 92 | 670 | 1 |
| MA631M34 | 34 | 51 | 44 | 19 | 92 | 670 | 1 |
| MA631M35 | 35 | 52 | 44 | 19 | 92 | 770 | 1 |
| MA631M36 | 36 | 53.5 | 44 | 19 | 92 | 790 | 1 |
| MA631M37 | 37 | 54 | 44 | 19 | 92 | 800 | 1 |
| MA631M38 | 38 | 56 | 44 | 19 | 95 | 830 | 1 |
| MA631M39 | 39 | 56 | 44 | 40 | 95 | 850 | 1 |
| MA631M40 | 40 | 58 | 44 | 40 | 100 | 880 | 1 |
| MA631M41 | 41 | 60 | 44 | 40 | 100 | 880 | 1 |
| MA631M42 | 42 | 61 | 44 | 40 | 100 | 1050 | 1 |
| MA631M43 | 43 | 63 | 44 | 40 | 105 | 1050 | 1 |
| MA631M44 | 44 | 64 | 44 | 40 | 105 | 1060 | 1 |
| MA631M45 | 45 | 66 | 44 | 40 | 105 | 1100 | 1 |
| MA631M46 | 46 | 67 | 44 | 40 | 105 | 1150 | 1 |
| MA631M47 | 47 | 68 | 44 | 40 | 105 | 1160 | 1 |
| MA631M48 | 48 | 69 | 44 | 40 | 105 | 1200 | 1 |
| MA631M49 | 49 | 70 | 44 | 40 | 105 | 1240 | 1 |
| MA631M50 | 50 | 71 | 54 | 40 | 105 | 1320 | 1 |
| MA631M51 | 51 | 72 | 54 | 40 | 105 | 1420 | 1 |
| MA631M52 | 52 | 54 | 74 | 40 | 105 | 1530 | 1 |
| MA631M54 | 54 | 76 | 54 | 40 | 105 | 1650 | 1 |
| MA631M55 | 55 | 77 | 54 | 40 | 105 | 1670 | 1 |
| MA631M56 | 56 | 78 | 54 | 40 | 105 | 1720 | 1 |
| MA631M57 | 57 | 80 | 54 | 40 | 105 | 1820 | 1 |
| MA631M58 | 58 | 82 | 54 | 40 | 105 | 1920 | 1 |
| MA631M59 | 59 | 82 | 54 | 40 | 105 | 1920 | 1 |
| MA631M60 | 60 | 84 | 54 | 40 | 105 | 2020 | 1 |
| MA631M62 | 62 | 85 | 54 | 40 | 105 | 2080 | 1 |
| MA631M65 | 65 | 88 | 54 | 40 | 105 | 2300 | 1 |
| MA631M67 | 67 | 92 | 54 | 40 | 105 | 2350 | 1 |
| MA631M70 | 70 | 96 | 54 | 40 | 105 | 2450 | 1 |

1"MA811S Impact Standard Socket

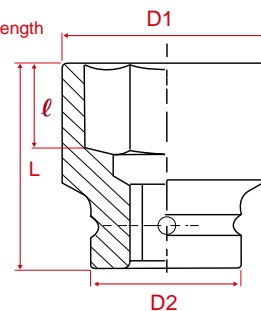
- 1" Drive Standard Length
- 6 Points
- Inch Size



| M7 NO. | ○ | D1 | D2 | ℓ | L | ⚖ | 📦 |
|-----------|----------|------|----|------|-----|-------|---|
| | inch | mm | mm | mm | mm | g | |
| MA811S20 | 5/8" | 32 | 51 | 8 | 58 | 470 | 1 |
| MA811S22 | 11/16" | 34 | 51 | 8.1 | 58 | 480 | 1 |
| MA811S24 | 3/4" | 36 | 51 | 9.5 | 58 | 500 | 1 |
| MA811S26 | 13/16" | 38 | 51 | 11 | 58 | 510 | 1 |
| MA811S28 | 7/8" | 39 | 51 | 12.5 | 58 | 510 | 1 |
| MA811S30 | 15/16" | 40 | 51 | 12.5 | 58 | 510 | 1 |
| MA811S32 | 1" | 42 | 51 | 12.5 | 58 | 520 | 1 |
| MA811S34 | 1-1/16" | 44 | 51 | 12.5 | 58 | 520 | 1 |
| MA811S36 | 1-1/8" | 46 | 51 | 12.5 | 58 | 530 | 1 |
| MA811S38 | 1-3/16" | 48 | 51 | 16.5 | 60 | 550 | 1 |
| MA811S40 | 1-1/4" | 51 | 51 | 16.5 | 60 | 610 | 1 |
| MA811S42 | 1-5/16" | 52 | 52 | 19 | 62 | 620 | 1 |
| MA811S44 | 1-3/8" | 54 | 54 | 19 | 62 | 630 | 1 |
| MA811S46 | 1-7/16" | 56 | 54 | 19 | 62 | 640 | 1 |
| MA811S48 | 1-1/2" | 58 | 54 | 22 | 62 | 670 | 1 |
| MA811S50 | 1-9/16" | 60 | 54 | 22 | 62 | 870 | 1 |
| MA811S52 | 1-5/8" | 61.5 | 54 | 22 | 62 | 920 | 1 |
| MA811S54 | 1-11/16" | 65 | 54 | 25 | 64 | 920 | 1 |
| MA811S56 | 1-3/4" | 66 | 58 | 25 | 64 | 1000 | 1 |
| MA811S58 | 1-13/16" | 68 | 58 | 25.6 | 64 | 1000 | 1 |
| MA811S60 | 1-7/8" | 70 | 58 | 27 | 66 | 1080 | 1 |
| MA811S62 | 1-15/16" | 72 | 58 | 27 | 68 | 1080 | 1 |
| MA811S64 | 2" | 74 | 58 | 27 | 70 | 1100 | 1 |
| MA811S66 | 2-1/16" | 75 | 58 | 30 | 70 | 1200 | 1 |
| MA811S68 | 2-1/8" | 78 | 58 | 30 | 70 | 1250 | 1 |
| MA811S70 | 2-3/16" | 80 | 62 | 30 | 72 | 1450 | 1 |
| MA811S72 | 2-1/4" | 84 | 62 | 32.5 | 75 | 1520 | 1 |
| MA811S74 | 2-5/16" | 86 | 62 | 32.5 | 75 | 1520 | 1 |
| MA811S76 | 2-3/8" | 87 | 62 | 33.5 | 78 | 1720 | 1 |
| MA811S78 | 2-7/16" | 89 | 62 | 34 | 78 | 1890 | 1 |
| MA811S80 | 2-1/2" | 91 | 62 | 34 | 80 | 1900 | 1 |
| MA811S82 | 2-9/16" | 93 | 62 | 35 | 80 | 1900 | 1 |
| MA811S84 | 2-5/8" | 95 | 62 | 37.5 | 82 | 2000 | 1 |
| MA811S86 | 2-11/16" | 97 | 62 | 37.5 | 82 | 2200 | 1 |
| MA811S88 | 2-3/4" | 98 | 62 | 38 | 85 | 2250 | 1 |
| MA811S90 | 2-13/16" | 100 | 62 | 40 | 87 | 2380 | 1 |
| MA811S92 | 2-7/8" | 102 | 62 | 40 | 87 | 2400 | 1 |
| MA811S94 | 2-15/16" | 104 | 86 | 41 | 95 | 3190 | 1 |
| MA811S96 | 3" | 106 | 86 | 43 | 98 | 3450 | 1 |
| MA811S98 | 3-1/16" | 107 | 86 | 43.5 | 100 | 3550 | 1 |
| MA811S100 | 3-1/8" | 109 | 86 | 43.5 | 100 | 3620 | 1 |
| MA811S104 | 3-1/4" | 113 | 86 | 43.5 | 100 | 3800 | 1 |
| MA811S108 | 3-3/8" | 115 | 86 | 47.5 | 100 | 4050 | 1 |
| MA811S112 | 3-1/2" | 125 | 86 | 49 | 105 | 5170 | 1 |
| MA811S116 | 3-5/8" | 127 | 86 | 51 | 105 | 5200 | 1 |
| MA811S120 | 3-3/4" | 130 | 86 | 51 | 105 | 5250 | 1 |
| MA811S124 | 3-7/8" | 136 | 95 | 55 | 105 | 5990 | 1 |
| MA811S126 | 3-15/16" | 137 | 95 | 55 | 105 | 6000 | 1 |
| MA811S128 | 4" | 140 | 95 | 56 | 105 | 6000 | 1 |
| MA811S132 | 4-1/8" | 143 | 95 | 57.5 | 105 | 6500 | 1 |
| MA811S136 | 4-1/4" | 147 | 95 | 58.5 | 105 | 7200 | 1 |
| MA811S144 | 4-1/2" | 152 | 95 | 61 | 105 | 10000 | 1 |

1"MA811M Impact Standard Socket

- 1" Drive Standard Length
- 6 Points
- Metric Size



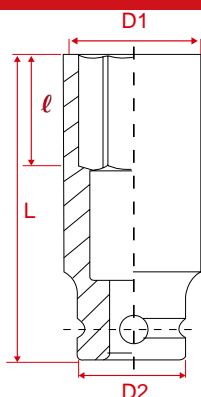
| M7 NO. | ○ | D1 | D2 | ℓ | L | ⚖ | 📦 |
|-----------|-----|------|----|------|-----|-------|---|
| | mm | mm | mm | mm | mm | g | |
| MA811M17 | 17 | 34 | 51 | 11.5 | 58 | 490 | 1 |
| MA811M18 | 18 | 35 | 51 | 11.5 | 58 | 500 | 1 |
| MA811M19 | 19 | 35 | 51 | 11.5 | 58 | 500 | 1 |
| MA811M20 | 20 | 37 | 51 | 11.5 | 58 | 500 | 1 |
| MA811M21 | 21 | 38 | 51 | 11.5 | 58 | 500 | 1 |
| MA811M22 | 22 | 39 | 51 | 12.5 | 58 | 510 | 1 |
| MA811M23 | 23 | 40 | 51 | 13 | 58 | 510 | 1 |
| MA811M24 | 24 | 40.5 | 51 | 14 | 58 | 510 | 1 |
| MA811M25 | 25 | 41 | 51 | 14.5 | 58 | 510 | 1 |
| MA811M26 | 26 | 42.5 | 51 | 15 | 58 | 520 | 1 |
| MA811M27 | 27 | 44 | 51 | 16 | 58 | 520 | 1 |
| MA811M28 | 28 | 45 | 51 | 16 | 58 | 530 | 1 |
| MA811M29 | 29 | 46 | 51 | 16.5 | 60 | 530 | 1 |
| MA811M30 | 30 | 48 | 51 | 17 | 60 | 530 | 1 |
| MA811M32 | 32 | 51 | 51 | 18.5 | 62 | 590 | 1 |
| MA811M33 | 33 | 52 | 52 | 19.5 | 62 | 620 | 1 |
| MA811M34 | 34 | 54 | 54 | 19.5 | 62 | 640 | 1 |
| MA811M35 | 35 | 54 | 54 | 20.5 | 62 | 650 | 1 |
| MA811M36 | 36 | 56 | 54 | 21.5 | 62 | 670 | 1 |
| MA811M37 | 37 | 57 | 54 | 22 | 62 | 670 | 1 |
| MA811M38 | 38 | 58 | 54 | 22.5 | 62 | 680 | 1 |
| MA811M39 | 39 | 58.7 | 54 | 23 | 62 | 770 | 1 |
| MA811M40 | 40 | 60 | 54 | 23 | 62 | 870 | 1 |
| MA811M41 | 41 | 61.5 | 54 | 23 | 62 | 920 | 1 |
| MA811M42 | 42 | 63 | 54 | 23 | 64 | 980 | 1 |
| MA811M43 | 43 | 65 | 54 | 23 | 64 | 1000 | 1 |
| MA811M44 | 44 | 65 | 54 | 23 | 64 | 1000 | 1 |
| MA811M45 | 45 | 66 | 54 | 23 | 64 | 1000 | 1 |
| MA811M46 | 46 | 68 | 54 | 23 | 64 | 1000 | 1 |
| MA811M47 | 47 | 69 | 54 | 24 | 66 | 1000 | 1 |
| MA811M48 | 48 | 70 | 54 | 27 | 66 | 1050 | 1 |
| MA811M49 | 49 | 70 | 54 | 27 | 66 | 1050 | 1 |
| MA811M50 | 50 | 73 | 54 | 27 | 70 | 1070 | 1 |
| MA811M51 | 51 | 73 | 54 | 27 | 70 | 1070 | 1 |
| MA811M52 | 52 | 75 | 54 | 27 | 70 | 1200 | 1 |
| MA811M53 | 53 | 75 | 54 | 27 | 70 | 1200 | 1 |
| MA811M54 | 54 | 75 | 54 | 28 | 70 | 1200 | 1 |
| MA811M55 | 55 | 79 | 54 | 28 | 72 | 1440 | 1 |
| MA811M56 | 56 | 80 | 54 | 32 | 72 | 1350 | 1 |
| MA811M57 | 57 | 80 | 54 | 32 | 72 | 1350 | 1 |
| MA811M58 | 58 | 85 | 54 | 32 | 75 | 1620 | 1 |
| MA811M59 | 59 | 85 | 54 | 36 | 75 | 1620 | 1 |
| MA811M60 | 60 | 87 | 54 | 36 | 78 | 1730 | 1 |
| MA811M61 | 61 | 87 | 54 | 36 | 78 | 1730 | 1 |
| MA811M62 | 62 | 91 | 54 | 36 | 80 | 1900 | 1 |
| MA811M65 | 65 | 93 | 54 | 36 | 80 | 1900 | 1 |
| MA811M70 | 70 | 104 | 86 | 40 | 85 | 2190 | 1 |
| MA811M73 | 73 | 104 | 86 | 40 | 90 | 2800 | 1 |
| MA811M75 | 75 | 104 | 86 | 40 | 95 | 3200 | 1 |
| MA811M76 | 76 | 106 | 86 | 43 | 98 | 3480 | 1 |
| MA811M80 | 80 | 109 | 86 | 47 | 100 | 3650 | 1 |
| MA811M85 | 85 | 115 | 86 | 47 | 100 | 4100 | 1 |
| MA811M90 | 90 | 125 | 86 | 47 | 105 | 5200 | 1 |
| MA811M95 | 95 | 130 | 86 | 50 | 105 | 5250 | 1 |
| MA811M100 | 100 | 137 | 95 | 55 | 105 | 6050 | 1 |
| MA811M105 | 105 | 143 | 95 | 55 | 105 | 6550 | 1 |
| MA811M110 | 110 | 147 | 95 | 55 | 105 | 7250 | 1 |
| MA811M115 | 115 | 152 | 95 | 55 | 105 | 10000 | 1 |
| MA811M120 | 120 | 160 | 95 | 60 | 110 | 14000 | 1 |
| MA811M125 | 125 | 165 | 95 | 63 | 115 | 19000 | 1 |

IMPACT SOCKET

1"MA831S

Impact Deep Socket

- 1" Drive Deep Length
- 6 Points
- Inch Size

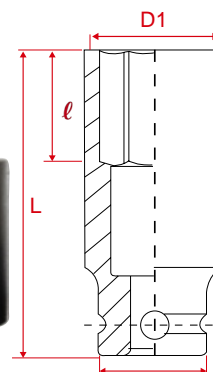


| M7 NO. | ○ | D1 | D2 | l | L | ⚖ | 📦 |
|-----------|----------|------|----|----|-----|-------|---|
| | inch | mm | mm | mm | mm | g | |
| MA831S20 | 5/8" | 32 | 51 | 9 | 90 | 600 | 1 |
| MA831S22 | 11/16" | 34 | 51 | 16 | 90 | 620 | 1 |
| MA831S24 | 3/4" | 36 | 51 | 16 | 90 | 700 | 1 |
| MA831S26 | 13/16" | 38 | 51 | 16 | 90 | 700 | 1 |
| MA831S28 | 7/8" | 39 | 51 | 16 | 90 | 710 | 1 |
| MA831S30 | 15/16" | 40 | 51 | 16 | 90 | 720 | 1 |
| MA831S32 | 1" | 42 | 51 | 19 | 90 | 760 | 1 |
| MA831S34 | 1-1/16" | 44 | 51 | 19 | 90 | 800 | 1 |
| MA831S36 | 1-1/8" | 46 | 51 | 19 | 90 | 800 | 1 |
| MA831S38 | 1-3/16" | 48 | 51 | 19 | 90 | 820 | 1 |
| MA831S40 | 1-1/4" | 51 | 51 | 19 | 90 | 910 | 1 |
| MA831S42 | 1-5/16" | 52 | 52 | 23 | 90 | 910 | 1 |
| MA831S44 | 1-3/8" | 54 | 54 | 23 | 90 | 910 | 1 |
| MA831S46 | 1-7/16" | 56 | 54 | 23 | 90 | 950 | 1 |
| MA831S48 | 1-1/2" | 58 | 54 | 23 | 92 | 1000 | 1 |
| MA831S50 | 1-9/16" | 60 | 54 | 40 | 92 | 1200 | 1 |
| MA831S52 | 1-5/8" | 61.5 | 54 | 40 | 92 | 1200 | 1 |
| MA831S54 | 1-11/16" | 65 | 54 | 40 | 92 | 1200 | 1 |
| MA831S56 | 1-3/4" | 66 | 58 | 40 | 92 | 1350 | 1 |
| MA831S58 | 1-13/16" | 68 | 58 | 40 | 92 | 1350 | 1 |
| MA831S60 | 1-7/8" | 70 | 58 | 40 | 92 | 1500 | 1 |
| MA831S62 | 1-15/16" | 72 | 58 | 40 | 92 | 1560 | 1 |
| MA831S64 | 2" | 74 | 58 | 40 | 95 | 1560 | 1 |
| MA831S66 | 2-1/16" | 75 | 58 | 52 | 95 | 1600 | 1 |
| MA831S68 | 2-1/8" | 78 | 58 | 52 | 100 | 1750 | 1 |
| MA831S70 | 2-3/16" | 80 | 62 | 52 | 100 | 2000 | 1 |
| MA831S72 | 2-1/4" | 84 | 62 | 52 | 100 | 2200 | 1 |
| MA831S74 | 2-5/16" | 86 | 62 | 52 | 105 | 2260 | 1 |
| MA831S76 | 2-3/8" | 87 | 62 | 52 | 105 | 2350 | 1 |
| MA831S78 | 2-7/16" | 89 | 62 | 60 | 110 | 2500 | 1 |
| MA831S80 | 2-1/2" | 91 | 62 | 60 | 110 | 2580 | 1 |
| MA831S82 | 2-9/16" | 93 | 62 | 60 | 120 | 3000 | 1 |
| MA831S84 | 2-5/8" | 95 | 62 | 60 | 120 | 3220 | 1 |
| MA831S86 | 2-11/16" | 97 | 62 | 60 | 124 | 3250 | 1 |
| MA831S88 | 2-3/4" | 98 | 62 | 60 | 124 | 3280 | 1 |
| MA831S90 | 2-13/16" | 100 | 62 | 60 | 128 | 3700 | 1 |
| MA831S92 | 2-7/8" | 102 | 62 | 60 | 128 | 4150 | 1 |
| MA831S94 | 2-15/16" | 104 | 86 | 60 | 135 | 4550 | 1 |
| MA831S96 | 3" | 106 | 86 | 60 | 135 | 4550 | 1 |
| MA831S98 | 3-1/16" | 107 | 86 | 60 | 135 | 4850 | 1 |
| MA831S100 | 3-1/8" | 109 | 86 | 75 | 135 | 4850 | 1 |
| MA831S104 | 3-1/4" | 113 | 86 | 75 | 135 | 5150 | 1 |
| MA831S108 | 3-3/8" | 115 | 86 | 75 | 140 | 5250 | 1 |
| MA831S112 | 3-1/2" | 125 | 86 | 75 | 140 | 5750 | 1 |
| MA831S116 | 3-5/8" | 127 | 86 | 75 | 140 | 6050 | 1 |
| MA831S120 | 3-3/4" | 130 | 86 | 75 | 140 | 6320 | 1 |
| MA831S124 | 3-7/8" | 136 | 95 | 75 | 140 | 7400 | 1 |
| MA831S126 | 3-15/16" | 137 | 95 | 75 | 140 | 7500 | 1 |
| MA831S128 | 4" | 140 | 95 | 75 | 155 | 7500 | 1 |
| MA831S132 | 4-1/8" | 143 | 95 | 75 | 155 | 9800 | 1 |
| MA831S136 | 4-1/4" | 147 | 95 | 75 | 155 | 10000 | 1 |
| MA831S144 | 4-1/2" | 152 | 95 | 75 | 155 | 10000 | 1 |

1"MA831M

Impact Deep Socket

- 1" Drive Deep Length
- 6 Points
- Metric Size

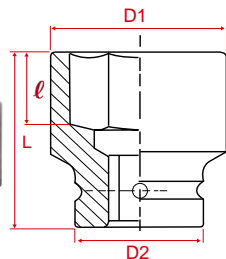


| M7 NO. | ○ | D1 | D2 | l | L | ⚖ | 📦 |
|-----------|-----|------|----|----|-----|-------|---|
| | mm | mm | mm | mm | mm | g | |
| MA831M17 | 17 | 34 | 51 | 16 | 90 | 620 | 1 |
| MA831M18 | 18 | 35 | 51 | 16 | 90 | 630 | 1 |
| MA831M19 | 19 | 36 | 51 | 16 | 90 | 700 | 1 |
| MA831M20 | 20 | 37 | 51 | 16 | 90 | 700 | 1 |
| MA831M21 | 21 | 38 | 51 | 16 | 90 | 710 | 1 |
| MA831M22 | 22 | 39 | 51 | 16 | 90 | 710 | 1 |
| MA831M23 | 23 | 40 | 51 | 16 | 90 | 710 | 1 |
| MA831M24 | 24 | 40.5 | 51 | 16 | 90 | 720 | 1 |
| MA831M25 | 25 | 41 | 51 | 19 | 90 | 720 | 1 |
| MA831M26 | 26 | 42.5 | 51 | 19 | 90 | 750 | 1 |
| MA831M27 | 27 | 44 | 51 | 19 | 90 | 800 | 1 |
| MA831M28 | 28 | 45 | 51 | 19 | 90 | 800 | 1 |
| MA831M29 | 29 | 46 | 51 | 19 | 90 | 800 | 1 |
| MA831M30 | 30 | 48 | 51 | 19 | 90 | 800 | 1 |
| MA831M32 | 32 | 51 | 51 | 19 | 90 | 910 | 1 |
| MA831M33 | 33 | 52 | 52 | 30 | 90 | 910 | 1 |
| MA831M34 | 34 | 54 | 54 | 30 | 90 | 950 | 1 |
| MA831M35 | 35 | 54 | 54 | 30 | 90 | 950 | 1 |
| MA831M36 | 36 | 56 | 54 | 30 | 90 | 950 | 1 |
| MA831M37 | 37 | 57 | 54 | 30 | 90 | 960 | 1 |
| MA831M38 | 38 | 58 | 54 | 30 | 92 | 990 | 1 |
| MA831M39 | 39 | 58.7 | 54 | 40 | 92 | 1060 | 1 |
| MA831M40 | 40 | 60 | 54 | 40 | 92 | 1200 | 1 |
| MA831M41 | 41 | 61.5 | 54 | 40 | 92 | 1200 | 1 |
| MA831M42 | 42 | 63 | 54 | 40 | 92 | 1200 | 1 |
| MA831M43 | 43 | 65 | 54 | 40 | 92 | 1200 | 1 |
| MA831M44 | 44 | 65 | 54 | 40 | 92 | 1380 | 1 |
| MA831M45 | 45 | 66 | 54 | 40 | 92 | 1390 | 1 |
| MA831M46 | 46 | 68 | 54 | 40 | 92 | 1400 | 1 |
| MA831M47 | 47 | 69 | 54 | 40 | 92 | 1410 | 1 |
| MA831M48 | 48 | 70 | 54 | 40 | 92 | 1450 | 1 |
| MA831M49 | 49 | 72 | 58 | 40 | 92 | 1430 | 1 |
| MA831M50 | 50 | 73 | 54 | 40 | 95 | 1570 | 1 |
| MA831M51 | 51 | 74 | 58 | 40 | 95 | 1570 | 1 |
| MA831M52 | 52 | 75 | 58 | 52 | 95 | 1600 | 1 |
| MA831M54 | 54 | 78 | 58 | 52 | 100 | 1750 | 1 |
| MA831M55 | 55 | 79 | 54 | 52 | 100 | 1950 | 1 |
| MA831M56 | 56 | 80 | 62 | 52 | 100 | 2150 | 1 |
| MA831M57 | 57 | 84 | 62 | 52 | 100 | 2200 | 1 |
| MA831M58 | 58 | 85 | 54 | 52 | 100 | 2100 | 1 |
| MA831M59 | 59 | 86 | 62 | 52 | 105 | 2350 | 1 |
| MA831M60 | 60 | 87 | 54 | 52 | 105 | 2350 | 1 |
| MA831M62 | 62 | 89 | 62 | 60 | 110 | 2450 | 1 |
| MA831M63 | 63 | 91 | 54 | 60 | 110 | 2550 | 1 |
| MA831M65 | 65 | 93 | 54 | 60 | 120 | 2950 | 1 |
| MA831M70 | 70 | 98 | 54 | 60 | 124 | 3300 | 1 |
| MA831M73 | 73 | 102 | 62 | 60 | 128 | 4150 | 1 |
| MA831M75 | 75 | 104 | 86 | 60 | 135 | 4650 | 1 |
| MA831M76 | 76 | 106 | 86 | 60 | 135 | 4950 | 1 |
| MA831M78 | 78 | 107 | 86 | 60 | 135 | 5450 | 1 |
| MA831M80 | 80 | 109 | 86 | 75 | 135 | 6000 | 1 |
| MA831M85 | 85 | 115 | 86 | 75 | 140 | 7500 | 1 |
| MA831M90 | 90 | 125 | 86 | 75 | 140 | 9000 | 1 |
| MA831M95 | 95 | 130 | 86 | 75 | 140 | 10500 | 1 |
| MA831M100 | 100 | 137 | 95 | 75 | 140 | 12000 | 1 |
| MA831M105 | 105 | 143 | 95 | 75 | 155 | 13500 | 1 |
| MA831M110 | 110 | 147 | 95 | 75 | 155 | 15000 | 1 |
| MA831M115 | 115 | 152 | 95 | 75 | 155 | 16500 | 1 |

1-1/2"MA911S

Impact Standard Socket

- 1-1/2" Drive Standard Length
- 6 Points
- Inch Size

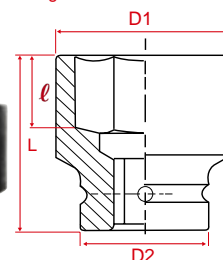


| M7 NO. | ○ | D1 | D2 | ℓ | L | ⚖ | 📦 |
|-----------|----------|-----|-----|------|-----|-------|---|
| | inch | mm | mm | mm | mm | g | |
| MA911S38 | 1-3/16" | 56 | 86 | 16.5 | 78 | 2200 | 1 |
| MA911S40 | 1-1/4" | 58 | 86 | 16.5 | 78 | 2200 | 1 |
| MA911S42 | 1-5/16" | 60 | 86 | 19 | 78 | 2200 | 1 |
| MA911S44 | 1-3/8" | 62 | 86 | 19.5 | 78 | 2200 | 1 |
| MA911S46 | 1-4/16" | 64 | 86 | 22.5 | 78 | 2000 | 1 |
| MA911S48 | 1-1/2" | 66 | 86 | 24 | 78 | 2200 | 1 |
| MA911S50 | 1-9/16" | 68 | 86 | 25.5 | 78 | 2200 | 1 |
| MA911S52 | 1-5/8" | 70 | 86 | 27 | 80 | 2200 | 1 |
| MA911S54 | 1-11/16" | 71 | 86 | 27 | 80 | 2200 | 1 |
| MA911S56 | 1-3/4" | 75 | 86 | 28.5 | 84 | 2300 | 1 |
| MA911S58 | 1-13/16" | 76 | 86 | 29 | 84 | 2300 | 1 |
| MA911S60 | 1-7/8" | 78 | 86 | 30 | 84 | 2300 | 1 |
| MA911S62 | 1-15/16" | 80 | 86 | 31 | 87 | 2400 | 1 |
| MA911S64 | 2" | 82 | 86 | 32 | 87 | 2400 | 1 |
| MA911S66 | 2-1/16" | 83 | 86 | 33 | 87 | 2400 | 1 |
| MA911S68 | 2-1/8" | 86 | 86 | 34.5 | 90 | 2500 | 1 |
| MA911S70 | 2-3/16" | 86 | 86 | 35 | 90 | 2500 | 1 |
| MA911S72 | 2-1/4" | 86 | 86 | 36 | 92 | 2800 | 1 |
| MA911S74 | 2-5/16" | 92 | 86 | 37 | 92 | 3100 | 1 |
| MA911S76 | 2-3/8" | 93 | 86 | 38.5 | 92 | 3100 | 1 |
| MA911S78 | 2-7/16" | 96 | 86 | 39.5 | 95 | 3400 | 1 |
| MA911S80 | 2-1/2" | 97 | 86 | 40.5 | 95 | 3400 | 1 |
| MA911S82 | 2-9/16" | 97 | 86 | 41 | 95 | 3400 | 1 |
| MA911S84 | 2-5/8" | 103 | 86 | 42.5 | 100 | 3600 | 1 |
| MA911S86 | 2-11/16" | 104 | 86 | 43 | 100 | 3800 | 1 |
| MA911S88 | 2-3/4" | 105 | 86 | 44.5 | 100 | 3800 | 1 |
| MA911S90 | 2-13/16" | 108 | 86 | 45.3 | 103 | 4000 | 1 |
| MA911S92 | 2-7/8" | 108 | 86 | 46.5 | 103 | 4100 | 1 |
| MA911S94 | 2-15/16" | 110 | 86 | 47 | 103 | 4200 | 1 |
| MA911S96 | 3" | 110 | 86 | 48 | 103 | 4300 | 1 |
| MA911S98 | 3-1/16" | 115 | 86 | 49.5 | 110 | 4400 | 1 |
| MA911S100 | 3-1/8" | 116 | 86 | 51 | 110 | 4500 | 1 |
| MA911S102 | 3-3/16" | 125 | 86 | 51 | 110 | 4800 | 1 |
| MA911S104 | 3-1/4" | 125 | 86 | 52 | 110 | 5500 | 1 |
| MA911S106 | 3-5/16" | 125 | 86 | 53.5 | 118 | 5500 | 1 |
| MA911S108 | 3-3/8" | 125 | 86 | 54 | 118 | 5500 | 1 |
| MA911S110 | 3-7/16" | 128 | 86 | 55 | 118 | 5700 | 1 |
| MA911S112 | 3-1/2" | 130 | 86 | 57.5 | 118 | 5800 | 1 |
| MA911S114 | 3-9/16" | 132 | 86 | 57.5 | 118 | 6000 | 1 |
| MA911S116 | 3-5/8" | 134 | 86 | 58 | 118 | 6200 | 1 |
| MA911S118 | 3-11/16" | 136 | 86 | 59.5 | 118 | 6400 | 1 |
| MA911S120 | 3-3/4" | 137 | 95 | 60.5 | 118 | 6600 | 1 |
| MA911S122 | 3-13/16" | 140 | 95 | 61.5 | 125 | 8600 | 1 |
| MA911S124 | 3-7/8" | 142 | 95 | 63.5 | 125 | 8900 | 1 |
| MA911S126 | 3-15/16" | 144 | 95 | 63.5 | 125 | 9300 | 1 |
| MA911S128 | 4" | 145 | 95 | 63.5 | 125 | 9450 | 1 |
| MA911S130 | 4-1/16" | 146 | 95 | 66 | 125 | 9450 | 1 |
| MA911S132 | 4-1/8" | 150 | 95 | 66 | 125 | 9500 | 1 |
| MA911S134 | 4-3/16" | 151 | 95 | 67 | 125 | 9500 | 1 |
| MA911S136 | 4-1/4" | 153 | 95 | 70 | 125 | 10300 | 1 |
| MA911S138 | 4-5/16" | 156 | 95 | 70 | 125 | 10700 | 1 |
| MA911S140 | 4-3/8" | 160 | 95 | 70 | 125 | 11500 | 1 |
| MA911S142 | 4-7/16" | 162 | 95 | 71.5 | 125 | 11800 | 1 |
| MA911S144 | 4-1/2" | 163 | 95 | 72 | 135 | 12000 | 1 |
| MA911S146 | 4-5/8" | 165 | 95 | 76.5 | 135 | 12600 | 1 |
| MA911S148 | 4-3/4" | 168 | 95 | 76.5 | 135 | 13500 | 1 |
| MA911S150 | 5" | 179 | 127 | 77 | 140 | 14500 | 1 |

1-1/2"MA911M

Impact Standard Socket

- 1-1/2" Drive Standard Length
- 6 Points
- Metric Size



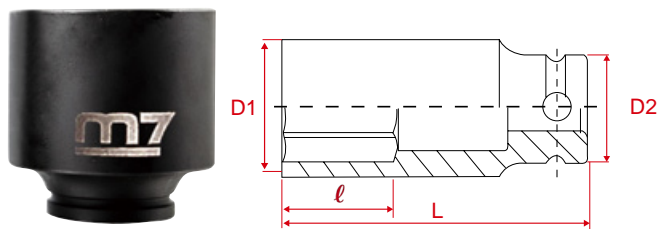
| M7 NO. | ○ | D1 | D2 | ℓ | L | ⚖ | 📦 |
|-----------|-----|-----|-----|----|-----|-------|---|
| | mm | mm | mm | mm | mm | g | |
| MA911M30 | 30 | 56 | 86 | 17 | 78 | 2200 | 1 |
| MA911M32 | 32 | 58 | 86 | 19 | 78 | 2200 | 1 |
| MA911M34 | 34 | 61 | 86 | 20 | 78 | 2200 | 1 |
| MA911M35 | 35 | 61 | 86 | 20 | 78 | 2200 | 1 |
| MA911M36 | 36 | 64 | 86 | 22 | 78 | 2200 | 1 |
| MA911M38 | 38 | 66 | 86 | 23 | 78 | 2200 | 1 |
| MA911M40 | 40 | 68 | 86 | 23 | 78 | 2200 | 1 |
| MA911M41 | 41 | 70 | 86 | 25 | 80 | 2200 | 1 |
| MA911M42 | 42 | 70 | 86 | 25 | 80 | 2200 | 1 |
| MA911M46 | 46 | 76 | 86 | 29 | 84 | 2200 | 1 |
| MA911M50 | 50 | 81 | 86 | 30 | 87 | 2400 | 1 |
| MA911M51 | 51 | 81 | 86 | 30 | 87 | 2400 | 1 |
| MA911M52 | 52 | 87 | 86 | 30 | 88 | 2400 | 1 |
| MA911M53 | 53 | 87 | 86 | 30 | 88 | 2400 | 1 |
| MA911M54 | 54 | 87 | 86 | 30 | 88 | 2400 | 1 |
| MA911M55 | 55 | 87 | 86 | 34 | 90 | 2500 | 1 |
| MA911M57 | 57 | 87 | 86 | 34 | 90 | 2500 | 1 |
| MA911M58 | 58 | 87 | 86 | 34 | 90 | 2500 | 1 |
| MA911M60 | 60 | 93 | 86 | 35 | 92 | 3100 | 1 |
| MA911M62 | 62 | 93 | 86 | 35 | 92 | 3100 | 1 |
| MA911M63 | 63 | 93 | 86 | 35 | 92 | 3100 | 1 |
| MA911M65 | 65 | 97 | 86 | 35 | 95 | 3400 | 1 |
| MA911M66 | 66 | 97 | 86 | 35 | 95 | 3400 | 1 |
| MA911M67 | 67 | 97 | 86 | 35 | 95 | 3400 | 1 |
| MA911M68 | 68 | 104 | 86 | 35 | 100 | 3800 | 1 |
| MA911M70 | 70 | 105 | 86 | 35 | 100 | 3,800 | 1 |
| MA911M72 | 72 | 105 | 86 | 35 | 100 | 3800 | 1 |
| MA911M73 | 73 | 108 | 86 | 35 | 103 | 4100 | 1 |
| MA911M75 | 75 | 110 | 86 | 35 | 103 | 4200 | 1 |
| MA911M76 | 76 | 110 | 86 | 35 | 103 | 4300 | 1 |
| MA911M78 | 78 | 115 | 86 | 38 | 110 | 4400 | 1 |
| MA911M80 | 80 | 116 | 86 | 38 | 110 | 4650 | 1 |
| MA911M85 | 85 | 125 | 86 | 41 | 118 | 5500 | 1 |
| MA911M90 | 90 | 130 | 86 | 44 | 118 | 5800 | 1 |
| MA911M95 | 95 | 137 | 95 | 46 | 118 | 6600 | 1 |
| MA911M100 | 100 | 144 | 95 | 48 | 125 | 9300 | 1 |
| MA911M105 | 105 | 150 | 95 | 51 | 125 | 9500 | 1 |
| MA911M110 | 110 | 156 | 95 | 54 | 125 | 10500 | 1 |
| MA911M115 | 115 | 160 | 95 | 56 | 135 | 12100 | 1 |
| MA911M120 | 120 | 168 | 95 | 58 | 135 | 13200 | 1 |
| MA911M125 | 125 | 175 | 95 | 61 | 135 | 14000 | 1 |
| MA911M130 | 130 | 180 | 127 | 64 | 145 | 18000 | 1 |
| MA911M135 | 135 | 186 | 127 | 68 | 150 | 19000 | 1 |
| MA911M140 | 140 | 192 | 127 | 70 | 150 | 20000 | 1 |
| MA911M145 | 145 | 198 | 127 | 74 | 150 | 21000 | 1 |
| MA911M150 | 150 | 203 | 127 | 78 | 150 | 22000 | 1 |
| MA911M155 | 155 | 209 | 127 | 78 | 150 | 24500 | 1 |
| MA911M160 | 160 | 222 | 127 | 82 | 175 | 29800 | 1 |
| MA911M165 | 165 | 228 | 127 | 90 | 175 | 32000 | 1 |
| MA911M175 | 175 | 235 | 127 | 94 | 175 | 34500 | 1 |

IMPACT SOCKET

1-1/2"MA931M

Impact Deep Socket

- 1-1/2" Drive Deep Length
- 6 Points
- Metric Size

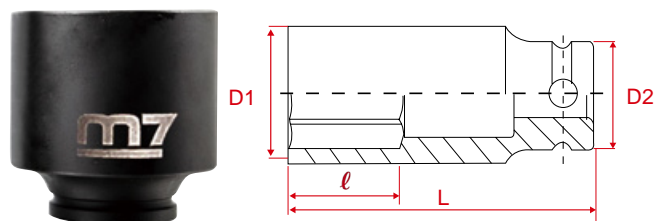


| M7 NO. | ○ | D1 | D2 | l | L | ⚖ | 📦 |
|-----------|------|-----|----|----|-----|-------|---|
| | inch | mm | mm | mm | mm | g | |
| MA931M41 | 41 | 70 | 86 | 25 | 115 | 3200 | 1 |
| MA931M42 | 42 | 73 | 86 | 27 | 115 | 3200 | 1 |
| MA931M46 | 46 | 76 | 86 | 29 | 115 | 3200 | 1 |
| MA931M49 | 49 | 80 | 86 | 30 | 115 | 3200 | 1 |
| MA931M50 | 50 | 81 | 86 | 30 | 135 | 3200 | 1 |
| MA931M54 | 54 | 86 | 86 | 34 | 140 | 3900 | 1 |
| MA931M55 | 55 | 87 | 86 | 34 | 140 | 3900 | 1 |
| MA931M57 | 57 | 86 | 86 | 35 | 150 | 4300 | 1 |
| MA931M58 | 58 | 93 | 86 | 35 | 150 | 4600 | 1 |
| MA931M60 | 60 | 96 | 86 | 35 | 150 | 5150 | 1 |
| MA931M62 | 62 | 97 | 86 | 35 | 150 | 5150 | 1 |
| MA931M65 | 65 | 105 | 86 | 35 | 150 | 5700 | 1 |
| MA931M70 | 70 | 108 | 86 | 35 | 160 | 6700 | 1 |
| MA931M73 | 73 | 110 | 86 | 35 | 170 | 7800 | 1 |
| MA931M75 | 75 | 110 | 86 | 35 | 170 | 7800 | 1 |
| MA931M76 | 76 | 115 | 86 | 35 | 170 | 8200 | 1 |
| MA931M78 | 78 | 116 | 86 | 38 | 170 | 8200 | 1 |
| MA931M80 | 80 | 125 | 86 | 41 | 170 | 8600 | 1 |
| MA931M85 | 85 | 130 | 86 | 44 | 170 | 9900 | 1 |
| MA931M95 | 95 | 137 | 95 | 46 | 180 | 12200 | 1 |
| MA931M100 | 100 | 144 | 95 | 48 | 190 | 14100 | 1 |

1-1/2"MA931S

Impact Deep Socket

- 1-1/2" Drive Deep Length
- 6 Points
- Inch Size



| M7 NO. | ○ | D1 | D2 | l | L | ⚖ | 📦 |
|-----------|----------|-----|----|------|-----|-------|---|
| | inch | mm | mm | mm | mm | g | |
| MA931S48 | 1-1/2" | 68 | 86 | 27 | 115 | 3200 | 1 |
| MA931S52 | 1-5/8" | 70 | 86 | 27 | 115 | 3200 | 1 |
| MA931S54 | 1-11/16" | 73 | 86 | 27 | 115 | 3200 | 1 |
| MA931S56 | 1-3/4" | 75 | 86 | 28.5 | 115 | 3200 | 1 |
| MA931S58 | 1-13/16" | 76 | 86 | 29 | 115 | 3200 | 1 |
| MA931S60 | 1-7/8" | 78 | 86 | 30 | 115 | 3200 | 1 |
| MA931S62 | 1-15/16" | 80 | 86 | 31 | 115 | 3600 | 1 |
| MA931S64 | 2" | 82 | 86 | 32 | 135 | 3800 | 1 |
| MA931S66 | 2-1/16" | 83 | 86 | 33 | 140 | 3900 | 1 |
| MA931S68 | 2-1/8" | 86 | 86 | 35 | 140 | 3900 | 1 |
| MA931S70 | 2-3/16" | 86 | 86 | 35 | 140 | 3900 | 1 |
| MA931S72 | 2-1/4" | 86 | 86 | 36 | 150 | 4700 | 1 |
| MA931S74 | 2-5/16" | 92 | 86 | 37 | 150 | 4700 | 1 |
| MA931S76 | 2-3/8" | 93 | 86 | 38.5 | 150 | 5200 | 1 |
| MA931S78 | 2-7/16" | 96 | 86 | 39.5 | 150 | 5200 | 1 |
| MA931S80 | 2-1/2" | 97 | 86 | 40.5 | 150 | 5200 | 1 |
| MA931S82 | 2-9/16" | 97 | 86 | 41 | 150 | 5700 | 1 |
| MA931S84 | 2-5/8" | 103 | 86 | 42.5 | 150 | 5700 | 1 |
| MA931S86 | 2-11/16" | 104 | 86 | 43 | 150 | 6300 | 1 |
| MA931S88 | 2-3/4" | 105 | 86 | 45 | 160 | 6700 | 1 |
| MA931S90 | 2-13/16" | 108 | 86 | 45.5 | 160 | 6700 | 1 |
| MA931S92 | 2-7/8" | 108 | 86 | 46.5 | 160 | 73200 | 1 |
| MA931S94 | 2-15/16" | 110 | 86 | 47 | 170 | 7800 | 1 |
| MA931S96 | 3" | 110 | 86 | 48 | 170 | 8500 | 1 |
| MA931S98 | 3-1/16" | 115 | 86 | 49.5 | 170 | 8500 | 1 |
| MA931S100 | 3-1/8" | 116 | 86 | 51 | 170 | 8500 | 1 |
| MA931S102 | 3-3/16" | 125 | 86 | 51 | 170 | 9900 | 1 |
| MA931S104 | 3-1/4" | 125 | 86 | 52 | 170 | 9900 | 1 |
| MA931S106 | 3-5/16" | 125 | 86 | 53.5 | 170 | 9900 | 1 |
| MA931S108 | 3-3/8" | 125 | 86 | 54 | 170 | 9900 | 1 |
| MA931S110 | 3-7/16" | 128 | 86 | 55 | 170 | 10300 | 1 |
| MA931S112 | 3-1/2" | 130 | 86 | 57.5 | 170 | 10700 | 1 |
| MA931S114 | 3-9/16" | 132 | 86 | 57.5 | 170 | 10700 | 1 |
| MA931S116 | 3-5/8" | 134 | 86 | 58 | 170 | 11000 | 1 |
| MA931S118 | 3-11/16" | 136 | 86 | 59.5 | 170 | 11200 | 1 |
| MA931S120 | 3-3/4" | 137 | 95 | 60.5 | 180 | 12200 | 1 |
| MA931S122 | 3-13/16" | 140 | 95 | 61.5 | 180 | 12500 | 1 |
| MA931S124 | 3-7/8" | 142 | 95 | 63.5 | 180 | 13100 | 1 |
| MA931S126 | 3-15/16" | 144 | 95 | 63.5 | 190 | 14100 | 1 |
| MA931S128 | 4" | 145 | 95 | 63.5 | 190 | 14900 | 1 |
| MA931S130 | 4-1/16" | 146 | 95 | 66 | 190 | 15200 | 1 |
| MA931S140 | 4-3/8" | 160 | 95 | 70 | 200 | 18200 | 1 |
| MA931S142 | 4-7/16" | 162 | 95 | 71.5 | 200 | 19100 | 1 |
| MA931S144 | 4-1/2" | 163 | 95 | 72 | 210 | 20100 | 1 |
| MA931S148 | 4-5/8" | 165 | 95 | 76.5 | 210 | 20900 | 1 |
| MA931S152 | 4-3/4" | 168 | 95 | 76.5 | 210 | 21500 | 1 |

3/4" MA641M

4 POINT SQUARE IMPACT SOCKET

- 3/4" Drive Deep Length
- 4 Points
- Metric Size



| M7 NO. | ○ | D1 | D2 | L | ⚖ |
|----------|------|----|----|----|-----|
| | inch | mm | mm | mm | mm |
| MA641M17 | 17 | 37 | 44 | 52 | 320 |
| MA641M19 | 19 | 39 | 44 | 52 | 320 |
| MA641M20 | 20 | 41 | 44 | 52 | 350 |
| MA641M21 | 21 | 42 | 44 | 52 | 350 |

3/4" MA641S

4 POINT SQUARE IMPACT SOCKET

- 3/4" Drive Deep Length
- 4 Points
- Inch Size



| M7 NO. | ○ | D1 | D2 | L | ⚖ |
|----------|--------|----|----|----|-----|
| | inch | mm | mm | mm | mm |
| MA641S24 | 3/4" | 37 | 44 | 52 | 320 |
| MA641S26 | 13/16" | 39 | 44 | 52 | 320 |

3/4" MA643M

4 POINT SQUARE IMPACT SOCKET

- 3/4" Drive Deep Length
- 4 Points
- Metric Size



| M7 NO. | ○ | D1 | D2 | L | ⚖ |
|----------|------|----|----|----|-----|
| | inch | mm | mm | mm | mm |
| MA643M17 | 17 | 37 | 44 | 90 | 600 |
| MA643M19 | 19 | 39 | 44 | 90 | 620 |
| MA643M20 | 20 | 41 | 44 | 90 | 660 |
| MA643M21 | 21 | 42 | 44 | 90 | 670 |
| MA643M22 | 22 | 42 | 44 | 90 | 670 |

1" MA841M

4 POINT SQUARE IMPACT SOCKET

- 1" Drive Deep Length
- 4 Points
- Metric Size



| M7 NO. | ○ | D1 | D2 | L | ⚖ |
|----------|------|----|----|----|-----|
| | inch | mm | mm | mm | mm |
| MA841M17 | 17 | 40 | 54 | 57 | 360 |
| MA841M19 | 19 | 43 | 54 | 57 | 360 |
| MA841M20 | 20 | 45 | 54 | 57 | 390 |
| MA841M21 | 21 | 47 | 54 | 57 | 390 |
| MA841M22 | 22 | 47 | 54 | 57 | 390 |

1" MA841S

4 POINT SQUARE IMPACT SOCKET

- 1" Drive Deep Length
- 4 Points
- Inch Size



| M7 NO. | ○ | D1 | D2 | L | ⚖ |
|----------|--------|----|----|----|-----|
| | inch | mm | mm | mm | mm |
| MA841S24 | 3/4" | 43 | 54 | 57 | 380 |
| MA841S26 | 13/16" | 47 | 54 | 57 | 390 |
| MA841S30 | 15/16" | 48 | 54 | 57 | 430 |

1" MA843M

4 POINT SQUARE IMPACT SOCKET

- 1" Drive Deep Length
- 4 Points
- Metric Size



| M7 NO. | ○ | D1 | D2 | L | ⚖ |
|----------|------|----|----|----|-----|
| | inch | mm | mm | mm | mm |
| MA843M17 | 17 | 40 | 54 | 76 | 680 |
| MA843M19 | 19 | 43 | 54 | 76 | 700 |
| MA843M20 | 20 | 45 | 54 | 76 | 720 |
| MA843M21 | 21 | 47 | 54 | 76 | 740 |
| MA843M22 | 22 | 47 | 54 | 76 | 740 |

IMPACT SOCKET

NEW PRODUCT

1/2"ME471T

Star Bit Socket

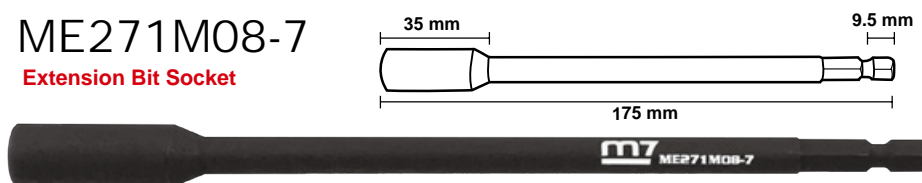
- 1/2" Drive Deep Length
- 6 Points
- Inch Size



| M7 NO. | | D1 | D2 | L | | |
|----------|-----|-----|------|----|-----|---|
| | T | mm | mm | mm | g | |
| ME471T10 | T10 | 6 | 24.7 | 78 | 71 | 1 |
| ME471T15 | T15 | 6 | 24.7 | 78 | 71 | 1 |
| ME471T20 | T20 | 6 | 24.7 | 78 | 68 | 1 |
| ME471T25 | T25 | 6 | 24.7 | 78 | 74 | 1 |
| ME471T27 | T27 | 6 | 24.7 | 78 | 76 | 1 |
| ME471T30 | T30 | 6.5 | 24.7 | 78 | 76 | 1 |
| ME471T40 | T40 | 7.5 | 24.7 | 78 | 81 | 1 |
| ME471T45 | T45 | 8.5 | 24.7 | 78 | 85 | 1 |
| ME471T47 | T47 | 8.5 | 24.7 | 78 | 85 | 1 |
| ME471T50 | T50 | 9.5 | 24.7 | 78 | 87 | 1 |
| ME471T55 | T55 | 12 | 24.7 | 78 | 106 | 1 |
| ME471T60 | T60 | 14 | 24.7 | 78 | 118 | 1 |
| ME471T70 | T70 | 16 | 24.7 | 78 | 135 | 1 |
| ME471T80 | T80 | 18 | 24.7 | 78 | 155 | 1 |

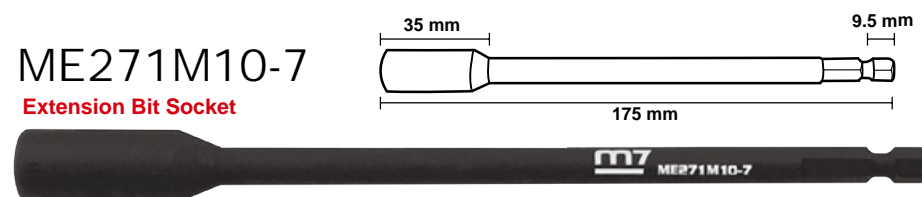
ME271M08-7

Extension Bit Socket



ME271M10-7

Extension Bit Socket



SOCKET STICKERS PACK



| M7 NO. | Drive |
|--------|-------|
| | inch |
| 8702 | 1/4" |
| 8703 | 3/8" |
| 8704 | 1/2" |
| 8706 | 3/4" |
| 8708 | 1" |

| M7 NO. | Drive |
|--------|-------|
| | inch |
| 8702-1 | 1/4" |
| 8703-1 | 3/8" |
| 8704-1 | 1/2" |
| 8706-1 | 3/4" |
| 8708-1 | 1" |



Male Adapter



| M7 NO. | Spec | D | L | | |
|--------|---------------|----|----|------|----|
| | inch | mm | mm | g | |
| ME382 | 3/8"F x 1/4"M | 22 | 32 | 12 | 10 |
| ME384 | 3/8"F x 1/2"M | 22 | 32 | 50 | 10 |
| ME483 | 1/2"F x 3/8"M | 25 | 38 | 65 | 10 |
| ME486 | 1/2"F x 3/4"M | 30 | 48 | 161 | 10 |
| ME486H | 1/2"F x 3/4"M | 30 | 48 | 161 | 10 |
| ME688 | 3/4"F x 1"M | 46 | 68 | 437 | 10 |
| ME688H | 3/4"F x 1"M | 46 | 46 | 437 | 10 |
| ME684 | 3/4"F x 1/2"M | 44 | 60 | 343 | 10 |
| ME684H | 3/4"F x 1/2"M | 44 | 60 | 343 | 10 |
| ME886 | 1"F x 3/4"M | 56 | 80 | 653 | 10 |
| ME886H | 1"F x 3/4"M | 56 | 80 | 653 | 10 |
| ME889 | 1"F x 1-1/2"M | 54 | 90 | 1078 | 10 |



Universal Joint

| M7 NO. | Size | D | Total Length | |  |  |
|---------|--------|----|--------------|------|---|---|
| | inch | mm | inch | mm | g | |
| ME2711 | 1/4" | 20 | 1-3/4" | 65 | 42 | 10 |
| ME3711 | 3/8" | 27 | 2" | 51 | 102 | 10 |
| ME4711 | 1/2" | 34 | 2-7/16" | 61 | 208 | 10 |
| ME6711 | 3/4" | 49 | 3-1/2" | 90.4 | 641 | 10 |
| ME6711H | 3/4" | 49 | 3-1/2" | 90.4 | 641 | 10 |
| ME8711 | 1" | 59 | 4-1/2" | 114 | 1199 | 10 |
| ME8711H | 1" | 59 | 4-1/2" | 114 | 1199 | 10 |
| ME9711 | 1-1/2" | 90 | 6-11/16" | 170 | 1312 | 10 |

1/4"ME221 1/4" Drive Extension Bar



| M7 NO. | Total Length | | | |
|----------|--------------|-----|----|----|
| | inch | mm | | |
| ME221-02 | 2" | 50 | 26 | 10 |
| ME221-04 | 4" | 100 | 46 | 10 |
| ME221-06 | 6" | 150 | 67 | 10 |

3/8"ME321 3/8" Drive Extension Bar



| M7 NO. | Total Length | | | |
|----------|--------------|-----|-----|----|
| | inch | mm | | |
| ME321-03 | 3" | 75 | 79 | 10 |
| ME321-05 | 5" | 125 | 124 | 10 |
| ME321-06 | 6" | 150 | 140 | 10 |
| ME321-10 | 10" | 250 | 242 | 10 |
| ME321-12 | 12" | 300 | 288 | 10 |
| ME321-15 | 15" | 375 | 354 | 10 |

1/2"ME421 1/2" Drive Extension Bar



Without Ball : ME421-05H, MEN421-10H

| M7 NO. | Total Length | | | |
|-----------|--------------|-----|------|----|
| | inch | mm | | |
| ME421-03 | 3" | 75 | 142 | 10 |
| ME421-05 | 5" | 125 | 228 | 10 |
| ME421-05H | 5" | 125 | 228 | 10 |
| ME421-10 | 10" | 250 | 653 | 10 |
| ME421-10H | 10" | 250 | 653 | 10 |
| ME421-15 | 15" | 375 | 1041 | 10 |

1/2"ME471S

Impact Hex Bit
1/2" Drive Inch Size SAE

| M7 NO. | | Total Length | | | |
|----------|--------|--------------|-----|----|--|
| | | inch | mm | | |
| ME471S06 | 3/16" | 78 | 90 | 10 | |
| ME471S07 | 7/32" | 78 | 90 | 10 | |
| ME471S08 | 1/4" | 78 | 69 | 10 | |
| ME471S09 | 9/32" | 78 | 95 | 10 | |
| ME471S10 | 5/16" | 78 | 94 | 10 | |
| ME471S11 | 11/32" | 78 | | 10 | |
| ME471S12 | 3/8" | 78 | 105 | 10 | |
| ME471S14 | 7/16" | 78 | 119 | 10 | |
| ME471S16 | 1/2" | 78 | 134 | 10 | |
| ME471S18 | 9/16" | 78 | 151 | 10 | |
| ME471S20 | 5/8" | 78 | 173 | 10 | |
| ME471S22 | 11/16" | 78 | 194 | 10 | |
| ME471S24 | 3/4" | 78 | 215 | 10 | |
| ME471S26 | 13/16" | 78 | 229 | 10 | |



3/4" ME621 3/4" Drive Extension Bar



Without Ball :

ME621-04H, ME621-06H, ME621-07H, ME621-10H, ME621-13H

| M7 NO. | Total Length | | | |
|-----------|--------------|-----|------|----|
| | inch | mm | | |
| ME621-04 | 4" | 100 | 609 | 10 |
| ME621-04H | 4" | 100 | 609 | 10 |
| ME621-06 | 6" | 150 | 813 | 10 |
| ME621-06H | 6" | 150 | 813 | 10 |
| ME621-07 | 7" | 175 | 911 | 10 |
| ME621-07H | 7" | 175 | 911 | 10 |
| ME621-08 | 8" | 200 | 929 | 10 |
| ME621-10 | 10" | 250 | 1200 | 10 |
| ME621-10H | 10" | 250 | 1200 | 10 |
| ME621-13 | 13" | 330 | 1480 | 10 |
| ME621-13H | 13" | 330 | 1480 | 10 |

1"ME821 1" Drive Extension Bar



Without Ball :

ME821-07H, ME821-10H, ME821-13H

| M7 NO. | Total Length | | | |
|-----------|--------------|-----|------|----|
| | inch | mm | | |
| ME821-03 | 3" | 75 | 727 | 10 |
| ME821-06 | 6" | 150 | 1330 | 10 |
| ME821-07 | 7" | 175 | 1520 | 10 |
| ME821-07H | 7" | 175 | 1520 | 10 |
| ME821-08 | 8" | 200 | 1705 | 10 |
| ME821-10 | 10" | 250 | 2050 | 10 |
| ME821-10H | 10" | 250 | 2050 | 10 |
| ME821-12 | 12" | 300 | 2382 | 10 |
| ME821-13 | 13" | 330 | 2550 | 10 |
| ME821-13H | 13" | 330 | 2550 | 10 |

1/2"ME471M

Impact Hex Bit
1/2" Drive Metric Size

| M7 NO. | | Total Length | | | |
|----------|----|--------------|-----|----|--|
| | | mm | mm | | |
| ME471M04 | 4 | 78 | 71 | 10 | |
| ME471M05 | 5 | 78 | 77 | 10 | |
| ME471M06 | 6 | 78 | 81 | 10 | |
| ME471M07 | 7 | 78 | 87 | 10 | |
| ME471M08 | 8 | 78 | 95 | 10 | |
| ME471M09 | 9 | 78 | 102 | 10 | |
| ME471M10 | 10 | 78 | 108 | 10 | |
| ME471M11 | 11 | 78 | 118 | 10 | |
| ME471M12 | 12 | 78 | 128 | 10 | |
| ME471M13 | 13 | 78 | 140 | 10 | |
| ME471M14 | 14 | 78 | 149 | 10 | |
| ME471M15 | 15 | 78 | 166 | 10 | |
| ME471M16 | 16 | 78 | 177 | 10 | |
| ME471M17 | 17 | 78 | 188 | 10 | |
| ME471M18 | 18 | 78 | 202 | 10 | |
| ME471M19 | 19 | 78 | 215 | 10 | |
| ME471M20 | 20 | 78 | 173 | 10 | |
| ME471M21 | 21 | 78 | 233 | 10 | |
| ME471M22 | 22 | 78 | 194 | 10 | |



IMPACT SOCKET

3/4"ME671M

Impact Hex Bits Socket
3/4" Drive Metric Size



| M7 NO. | Size | Total Length | | |
|----------|------|--------------|-----|------|
| | mm | mm | g | |
| ME671M10 | 10 | 100 | 490 | ---- |
| ME671M12 | 12 | 100 | 510 | ---- |
| ME671M14 | 14 | 100 | 520 | ---- |
| ME671M17 | 17 | 100 | 540 | ---- |
| ME671M19 | 19 | 100 | 600 | ---- |
| ME671M21 | 21 | 100 | 610 | ---- |
| ME671M22 | 22 | 100 | 620 | ---- |
| ME671M24 | 24 | 100 | 690 | ---- |
| ME671M27 | 27 | 100 | 720 | ---- |
| ME671M30 | 30 | 100 | 830 | ---- |
| ME671M32 | 32 | 100 | 850 | ---- |

3/4"ME671S


Impact Hex Bits Socket
3/4" Drive Inch Size



| M7 NO. | Size | Total Length | | |
|----------|---------|--------------|-----|------|
| | inch | mm | g | |
| ME671S12 | 3/8" | 100 | 480 | ---- |
| ME671S14 | 7/16" | 100 | 500 | ---- |
| ME671S16 | 1/2" | 100 | 510 | ---- |
| ME671S18 | 9/16" | 100 | 520 | ---- |
| ME671S20 | 5/8" | 100 | 530 | ---- |
| ME671S22 | 11/16" | 100 | 540 | ---- |
| ME671S24 | 3/4" | 100 | 600 | ---- |
| ME671S26 | 13/16" | 100 | 610 | ---- |
| ME671S28 | 7/8" | 100 | 620 | ---- |
| ME671S30 | 15/16" | 100 | 690 | ---- |
| ME671S32 | 1" | 100 | 680 | ---- |
| ME671S34 | 1-1/16" | 100 | 720 | ---- |
| ME671S36 | 1-1/8" | 100 | 740 | ---- |
| ME671S38 | 1-3/16" | 100 | 830 | ---- |
| ME671S40 | 1-1/4" | 100 | 850 | ---- |

AD-22/23/24

Magnetic Aluminum Rail



| M7 NO. | Drive | Total Length | | | |
|---------|-------|--------------|-----|----|----|
| | inch | inch | mm | mm | g |
| AD-2212 | 1/4" | 12" | 300 | 25 | 10 |
| AD-2312 | 3/8" | 12" | 300 | 25 | 10 |
| AD-2412 | 1/2" | 12" | 300 | 25 | 10 |
| AD-2218 | 1/4" | 18" | 457 | 26 | 10 |
| AD-2318 | 3/8" | 18" | 457 | 26 | 10 |
| AD-2418 | 1/2" | 18" | 457 | 26 | 10 |

3/8"MB371S


3/8" Drive Bit Holder

| M7 NO. | Drive | Hex | | | |
|----------|-------|-------|----|----|--|
| | inch | | g | | |
| MB371S08 | 3/8" | 1/4" | 43 | 10 | |
| MB471S08 | 1/2" | 1/4" | 76 | 10 | |
| MB471S10 | 1/2" | 5/16" | 78 | 10 | |
| MB471M10 | 1/2" | 10 mm | 80 | 10 | |



1/2" ME904


1/2" Drive Locking Ring
1/2" Drive Locking Pin



| M7 NO. | Disp. | Ø | d2 | l | Applied to socket sizes |
|---------|-------|-----|----|----|-------------------------|
| | | mm | mm | mm | |
| ME90424 | Ring | 3.5 | 19 | | 8~19mm |
| ME90424 | Pin | 3 | | 20 | (3/16"~9/16") |
| ME90436 | Ring | 3.5 | 23 | | 15~46mm |
| ME90436 | Pin | 3 | | 25 | (5/8"~1-1/4") |

3/4" ME906


3/4" Drive Locking Ring
3/4" Drive Locking Pin



| M7 NO. | Disp. | Ø | d2 | l | Applied to socket sizes |
|---------|-------|-----|----|----|-------------------------|
| | | mm | mm | mm | |
| ME90627 | Ring | 3.5 | 33 | | 17~30mm |
| ME90627 | Pin | 3 | | 30 | (11/16"~1-3/16") |
| ME90646 | Ring | 5.5 | 37 | | 17~46mm |
| ME90646 | Pin | 4 | | 35 | (1-1/16"~1-13/16") |
| ME90650 | Ring | 5.5 | 44 | | 48mm~65mm |
| ME90650 | Pin | 4 | | 45 | (1-7/8"~2-3/8") |

1" ME908

1" Drive Locking Ring
1" Drive Locking Pin



| M7 NO. | Disp. | Ø | d2 | l | Applied to socket sizes |
|---------|-------|-----|----|----|-------------------------|
| | | mm | mm | mm | |
| ME90836 | Ring | 5.5 | 48 | | 19~70mm |
| ME90836 | Pin | 5 | | 45 | (3/4"~2-3/4") |
| ME90860 | Ring | 10 | 75 | | 71~90mm |
| ME90860 | Pin | 5 | | 75 | (2-13/16"~3-1/2") |

ME422

1/2" Drive Torque
Extension Bar



| M7 NO. | Color | Total Length | D | Torque | | |
|-----------|------------|--------------|------|---------|-----|----|
| | | mm | mm | Ft / Nm | g | |
| ME422-090 | Yellow | 194 | 9 | 65/90 | 236 | 10 |
| ME422-110 | Blue | 194 | 11 | 80/110 | 231 | 10 |
| ME422-122 | Gray | 194 | 12.2 | 100/135 | 258 | 10 |
| ME422-137 | White | 194 | 13.7 | 120/160 | 300 | 10 |
| ME422-151 | Sky nature | 194 | 15.1 | 140/190 | 306 | 10 |
| ME422-103 | Black | 194 | 10.3 | 75/100 | 224 | 10 |
| ME422-114 | Beige | 194 | 11.4 | 90/120 | 242 | 10 |
| ME422-128 | Orange | 194 | 12.8 | 110/150 | 269 | 10 |

AD-3511P Display Security Steel Wire Rope
AD-3511T Hook Type Base

Hook Type Base With Card Display
& Display Security Steel Wire Rope

Contents :













AD-3511P :
1 x Display Security Steel Wire Rope
2x L Hex Wrench
1x Hex Socket Screws

AD-3511T :
1x Acrylic Card Case Hook Type Base















| Item No. | Adaptor Type | Contents | | | |
|--|--------------|--|---|---|--|
|  AD-3511 | Europe |  SY-211M |  AD-3521 |  AD-3511T | |
|  AD-3512 | Japan |  SY-221M |  AD-3522 |  AD-3511T | |
|  AD-3513 | U.S.A |  SY-231M |  AD-3523 |  AD-3511T | |

AD-35 Complete Set Of Tool Base

| Item No. | Adaptor Type | Contents | | | |
|---|--------------|---|--|--|--|
|  AD-3501 | Europe |  SY-211M |  AD-3521 |  AD-351 | |
|  AD-3502 | Japan |  SY-221M |  AD-3522 |  AD-351 | |
|  AD-3501 | U.S.A |  SY-231M |  AD-3521 |  AD-351 | |

AD-36 Complete Set Of Tool Base

| Item No. | Adaptor Type | Contents | | | |
|--|--------------|---|--|---|--|
|  AD-3601 | Europe |  SY-211M |  AD-3521 |  AD-305-41 | |
|  AD-3602 | Japan |  SY-221M |  AD-3522 |  AD-305-41 | |
|  AD-3601 | U.S.A |  SY-231M |  AD-3521 |  AD-305-41 | |


AFTER MARKET SUPPORT

AD-309 DISPLAY BOARD

- Nice m7 brand image is conducive to small space display hanging tools.
- Can also be used as a gift to the user to hang the tools.

Overall Size(mm)
Width x Depth x Height

725 x 14 x 900
weight:11.5kg



AD-307 Wall Type Display Stand

- Powder Coating
- Attachment
- 1pc Brand Plate
- 2pcs Angled Steel Frame
- 2pcs Shelf
- 1pc Bottom Shelf
- 4pcs Steel Plate With Hole

Overall Size(mm)
Width x Depth x Height

900 x 500 x 2230

AD-351 Optional Item

AD-361 Optional Item

Overall Size(mm)
Width x Depth


280 x 910 mm



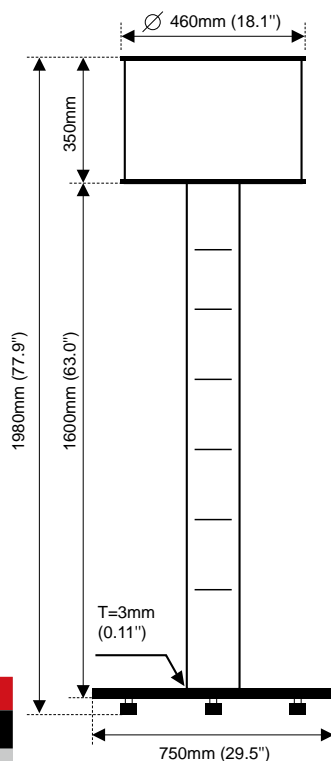
AD-308 Tower Type Display Stand

Tower Type Display Stand

- 1pc Transparent DM Shelf
- 2pcs Support Frame
- 1pc Bottom Shelf



AD-305-41 Optional Item



| Package | | | | |
|----------------------------|------------------|--------------------|--------------|-------------|
| Contains | net weight kg | gross weight kg | length mm | width mm |
| Lamp Case Set | 4.35 | 5.35 | 530 510 | 101 |
| Display Pillar | 8.0 | 9.0 | 930 330 | 180 |
| Display Stand Bottom Plate | 10.45 | 11.45 | 810 820 | 70 |

ST-10C521 ST-10C522S

user DIY assembled mobile working chair

- Color: red/black anti scratch paint
- Seat cushion materials: high graded artificial PVC leather with sponge
- Product sizes: long 350mm width 260mm height 240mm, excl.
- wheels Drawer height: 70mm
- Product feature: storage daily needed tools reduce squatting fatigue, movable willingly.



ST-10C521



ST-10C522
1 Drawer Design

DISPLAY CASE

SF-306 / SF-604 SF-605

Spare Parts Box

- greasy-resisting
- wearproof

Overall Size(mm)
Width x Depth x Height

SF-306 303 x 106 x 253 (11.8"x4.1"x10")


SF-604 603 x 167 x 203 (23.7"x6.5"x8")

SF-605 603 x 123 x 153 (23.7"x4.8"x6")


SF-306



SF-604



SF-605



AD-306

Table Type Display Stand

- 1 pc Transparent DM shelf
- 2 pcs support frame
- 1 pc Bottom shelf
- 3 set (AD-3521/3522/3523)

Overall Size(mm)
Width x Depth x Height

300 x 140 x 340



AD-431

1/2" DR. Socket Shelf Set



AD-201

1/2" DR. Socket Shelf Set



SH-1001

AIR TOOL HOLDER



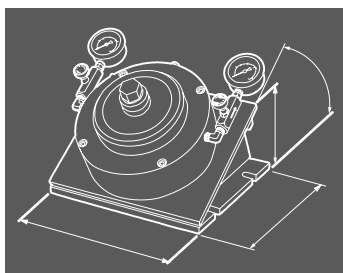
Accessories

ZT-13-1 Forward

ZT-13-2 Reverse

TORQUE TEST MACHINE

Torque testing for maintaining pneumatic impact wrenches



- Applicable Range: 50ft-lb ~ 2000ft-lb(70Nm ~ 2700Nm)
- Max. Torque: 3500 ft-lb(5000Nm)
- Applicable Size:SQ.DR-1/2" ~ 3/4"
- Measuring Direction:ZT-13-1Forward/ZT-13-2Reverse
- Screw Size:M32
- Length x Width:35cm*30cm
- Weight:49KG



ACCESSORIES

NON-VACCUM VELCRO

Backing Face : velcro




Blister+Card

| ITEM NO. | SIZE | Max R.P.M |
|----------|------|-----------|
| QB-9302 | 2" | 15000 |
| QB-9303 | 3" | 15000 |
| QB-9305 | 5" | 12000 |
| QB-9306 | 6" | 12000 |



SIX HOLE

Backing Face : velcro
velcro & vinyl are both available



Blister+Card

| ITEM NO. | SIZE | Max R.P.M |
|------------------|------|-----------|
| QB-9315 (velcro) | 5" | 12000 |
| QB-9315 (vinyl) | 5" | 12000 |
| QB-9315 (velcro) | 6" | 12000 |
| QB-9315 (vinyl) | 6" | 12000 |



NON-VACCUM VINYL

Backing Face : vinyl



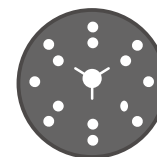
Blister+Card

| ITEM NO. | SIZE | Max R.P.M |
|----------|------|-----------|
| QB-9345 | 5" | 12000 |
| QB-9346 | 6" | 12000 |



FIFTEEN HOLE

Backing Face : velcro
velcro & vinyl are both available



Blister+Card

| ITEM NO. | SIZE | Max R.P.M |
|------------------|------|-----------|
| QB-9327 (velcro) | 6" | 12000 |
| QB-9366 (vinyl) | 6" | 12000 |



QB-922 QB-923

Roll On Holder



QB-922

2" Roll On Holder



QB-923

3" Roll On Holder



| ITEM NO. | Size | Max R.P.M | For M7 Item No. |
|----------|------|-----------|--------------------------------------|
| QB-922 | 2" | 30,000 | QP-212 QP-213 QP-223 QP-625 |
| QB-923 | 3" | 20,000 | |

QB-9712K QB-9713K

Stripping Disc
Use on QB-922 & QB-9
Roll-on holder



5 pcs / 1 SET

| ITEM NO. | SIZE | R.P.M |
|----------|------|--------|
| QB-9712K | 2" | 15,000 |
| QB-9713K | 3" | 15,000 |



Bag+Card

QB-9337M QB-9337S

7" Sanding Pad



| ITEM NO. | Size | Max R.P.M | Thread Size | For M7 Item No. |
|----------|------|-----------|-------------|------------------|
| QB-9337M | 7" | 15,000 | M14*2.0 | QB-307 QB-327 |
| QB-9337S | 7" | 15,000 | 5/8"*11 | QB-317 |

PAD DIE Series

5 pcs / 1 SET

Use on QB-922 & QB-923



Blister+Card

| ITEM NO. | Size | PS. | Max R.P.M | For M7 Item NO. |
|--------------|------|-----------|--------------|--|
| QB-9702k-24 | 2" | Grit:#24 | 30,000 | QP-212 QP-212N QB-625 QB-0618 |
| QB-9702k-40 | | Grit:#40 | | |
| QB-9702k-60 | | Grit:#60 | | |
| QB-9702k-80 | | Grit:#80 | | |
| QB-9702k-100 | | Grit:#100 | | |
| QB-9702k-120 | | Grit:#120 | | |
| QB-9702k-150 | | Grit:#150 | | |
| QB-9702k-180 | | Grit:#180 | | |
| QB-9702k-240 | | Grit:#240 | | |
| QB-9703k-24 | 3" | Grit:#24 | 25,000 | |
| QB-9703k-40 | | Grit:#40 | | |
| QB-9703k-60 | | Grit:#60 | | |
| QB-9703k-80 | | Grit:#80 | | |
| QB-9703k-100 | | Grit:#100 | | |
| QB-9703k-120 | | Grit:#120 | | |
| QB-9703k-150 | | Grit:#150 | | |
| QB-9703k-180 | | Grit:#180 | | |
| QB-9703k-320 | | Grit:#320 | | |



PAD DIE Series

5 pcs / SET

Use on QB-922 & QB-923



Blister+Card

| ITEM NO. | Size | PS. | Max R.P.M | For M7 Item NO. |
|------------|------|-------------------|-----------|--|
| QB-9712-YL | 2" | Yellow-Coarse #80 | 30,000 | QP-212 QP-212N QB-625 QB-0618 |
| QB-9712-RD | 2" | Red-Medium #150 | | |
| QB-9712-BL | 2" | Blue-Fine #300 | | |
| QB-9713-YL | 3" | Yellow-Coarse #80 | | |
| QB-9713-RD | 3" | Red-Medium #150 | | |
| QB-9713-BL | 3" | Blue-Fine #300 | | |



QB-9434 FOR GLOBAL QB-9434U FOR USA ONLY

Eraser Wheel
Available with
QB-812T



QB-9444 FOR GLOBAL QB-9444U FOR USA ONLY

Eraser Wheel
Available with
QB-802 & QB-812



ACCESSORIES

QB-95 SERIES

Wool Bonnet PAD



Bag+Card

| ITEM NO. | Size | PS. . | For M7 Item NO. |
|----------|------|-----------|--|
| 0QB-9512 | 2" | Velcro | QB-9302 QB-9303 QB-9305 QB-9315 |
| 0QB-9513 | 3" | Velcro | |
| 0QB-9515 | 5" | Velcro | |
| 0QB-9517 | 7" | Velcro | |
| 0QB-9507 | 7" | Tie Cords | |

QB-9211A / B [SET]

Grinder Stone Set
A(3mm shank)B(1/8" shank)

Available with

QA-633Q QA-611 QA-632Q
QA-111 QA-211 QA-231Q
QA-311 QA-313 QA-315



Blister+Card

QB-9213A / B [SET]

Grinder Stone Set
A(6mm shank)B(1/4" shank)

Available with
M7 All Air Die Grinder



Blister+Card

QB-94 SERIES

Sponge



Bag+Card

| ITEM NO. | Size | PS. | Thickness | For M7 Item NO. |
|----------|------|----------------|-----------|---|
| 0QB-9402 | 2" | Yellow / Rough | 25mm | QB-9302 QB-9303 QB-9305 QB-9306 QB-9315 QB-9316 QB-9327 |
| 0QB-9422 | 2" | White / Medium | 25mm | |
| 0QB-9403 | 3" | Yellow / Rough | 25mm | |
| 0QB-9413 | 3" | White / Medium | 25mm | |
| 0QB-9404 | 4" | Yellow / Rough | 25mm | |
| 0QB-9424 | 4" | White / Medium | 25mm | |
| 0QB-9405 | 5" | Yellow / Rough | 25mm | |
| 0QB-9425 | 5" | White / Medium | 25mm | |
| 0QB-9406 | 6" | Yellow / Rough | 25mm | |
| 0QB-9426 | 6" | White / Medium | 25mm | |
| 0QB-9407 | 7" | Yellow / Rough | 25mm | |
| 0QB-9427 | 7" | White / Medium | 25mm | |

QB-911 [SET] QB-912 [SET]

Abrasive Cloth Belt

QB-91108

QB-91110

Available with
For QB-311 / QB-321


QB-91208

QB-91210

Available with
For QB-312 / QB-322 / QB-322C





Bag+Card

| ITEM NO. | Belt Size |  | For M7 Item NO. |
|----------|-------------------|---|-----------------------------|
| QB-91108 | 10mm x 330mm #80 | 10Pcs/1 Set | QB-311 QB-321 |
| QB-91110 | 10mm x 330mm #100 | 10Pcs/1 Set | |
| QB-91208 | 20mm x 520mm #80 | 10Pcs/1 Set | QB-322 QB-322C QB-312 |
| QB-91210 | 20mm x 520mm #100 | 10Pcs/1 Set | |

QB-904 / QB-905 / QB-907

Grinding Wheel Materials: Aluminum Oxide





| ITEM NO. | Specification |   | For M7 Item NO. |
|----------|---|---|--|
| 0QB-904 | 100 x 6 x 16 4" x 1/4" x 5/8" 102mm | 25 / 200 | (QB-904) : QB-104, QB-114, QB-124, QB-134, QB-144, QB-154, QB-164, QB-194, QB-194N, QB-194L, QB-7114 |
| 0QB-905 | 125 x 6 x 22 5" x 1/4" x 7/8" 127mm | 25 / 200 | (QB-905) : QB-115, QB-125, QB-135, QB-145, QB-155, QB-165, QB-185, QB-195, QB-7115 |
| 0QB-907 | 180 x 6 x 22 7" x 1/4" x 7/8" 128mm | 25 / 200 | (QB-907) : QB-107, QB-117, QB-177, QB-187, QB-197 |

QB-913 / QB-914

Cut-off Wheel



| ITEM NO. | Specification |   | For M7 Item NO. |
|----------|--|---|------------------------------------|
| 0QB-913 | 75 x 1.5 x 10 3" x 1/16" x 3/8" 76mm | 25 / 200 | QC-213 / QC-213T / QC-253 |
| 0QB-914 | 100 x 1.5 x 10 4" x 1/16" x 3/8" 102mm | 25 / 200 | QC-213 / QC-213T / QC-253 / QC-264 |

QD-932P

32T Saw Blade
Bi-Metal Material

Available with
QD-221 & QD-291

10 pcs / box

Blister+Card



QD-924P

24T Saw Blade
Bi-Metal Material

Available with
QD-221 & QD-291

10 pcs / box


Blister+Card



Blister+Card

QD-905P

4 Pieces File Set clamshell pack
For QD-291 / 230
Blister+Card



QD-906P

5 Pieces File Set clamshell pack
For QD-221
Blister+Card



Blister+Card

QM-901

Universal repairing kit for
Auto-Transmission shaft boot
Available with QM-1125



PC-901

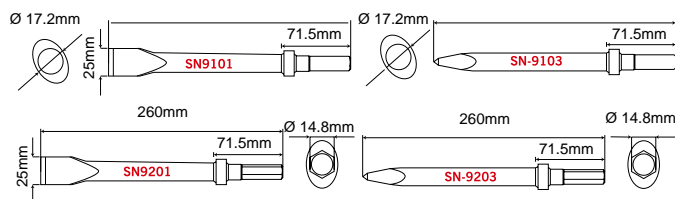
Adjustable Toeque Air Tapping Adapter
HEX:8mm

For: Air Drill / Electricity Drill
Cordless Drill / Drill Machine
Blister+Card



ACCESSORIES

SN-9101 / SN-9103 SN-9201 / SN-9203



PA-MC Automatic Mandrel Collection

CAPACITY

| | |
|---------------|--------|
| 3/32" (2.4mm) | 220pcs |
| 1/8" (3.2mm) | 160pcs |
| 5/32" (4.0mm) | 110pcs |
| 3/16" (4.8mm) | 80pcs |



PE-MC Standard Safety Tip



SW-12(1/4") SW-13(3/8")

Mini Lubricator

Install on the air inlet to provide automatic lubrication
8c.c. lubricating oil capacity



Box



Blister

SB-902

0-90° Angle Adjustable One
Touch Chuck Adaptor

Available with
SB Series TYRE INFLATOR



SB-912

0-90° Angle Adjustable One
Touch Chuck Adaptor

Available with
SB Series TYRE INFLATOR



SC-2B

Quick Change Retainer

Available with
For SC-21 / SC-22 /
SC-31 / SC-34 SERIES



SC-2A

Retainer



MA-412M1719



Double Sided Socket
2" Extended Anvil matching special double
sided socket 17mm & 19mm specifically for
automotive tyres.

MA-412M2122



Double Sided Socket
2" Extended Anvil matching special double
sided socket 21mm & 22mm specifically for
automotive tyres.

MA-412S2426



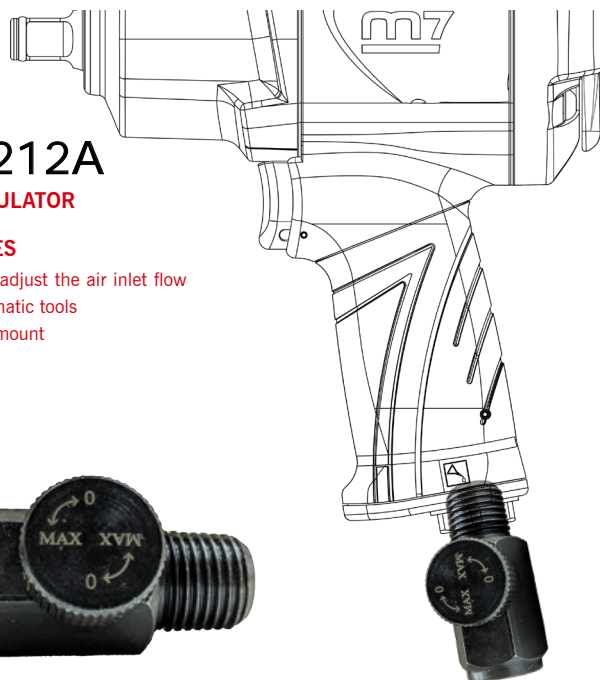
Double Sided Socket
2" Extended Anvil matching special double
sided socket 24mm & 26mm specifically for
automotive tyres.

SZ-212A

AIR REGULATOR

FEATURES

- Used to adjust the air inlet flow of pneumatic tools
- Easy to mount



SN-124 **SN-268**
SN-128 SN-288



Needle Set

SN-288
(12 Needle Set) 3 x 125mm

Available with
SN-1288

SN-268
(19 Needle Set) 3 x 180mm

Available with
SN-1268 / 2110 / 1368

SN-124
(24 Needle Set) 3 x 180mm

Available with
SN-2124

SN-128
(28 Needle Set) 3 x 180mm

Available with
SN-2128

SO-10
Lubrication



SG-101
Lubrication Kit



SO-10T
Lubrication Kit



BOX

QK-Series

Air Knife Blade

For QK-111 / QK-121 / QK-131 / PN-250 / PN-280

QK-111P51



QK-111P52



QK-111P53



QK-111P54



QK-111P50



QK-111P08



QK-2090



QK-2063



QK-2036



Blister

0QK-2030P - **QK-111P08**

0QK-1057P - **QK-111P50**

0QK-3018P - **QK-111P51**

0QK-3036P - **QK-111P52**

0QK-1008P - **QK-111P54**

ACCESSORIES

SC-415P CHISEL SET SC-425P CHISEL SET

- SC-415 - Chisel Set / 175mmL / Round
- SC-425 - Chisel Set / 175mmL / Hex

Available with

SC-331C / SC-341C / SC-332C / SC-342C

SC-211C / SC-221C / SC-212C / SC-222C



Flat Chisel
SC-4101 Round / SC-4201 Hex



Cutting Chisel
SC-4102 Round / SC-4202 Hex



Tapered Punch
SC-4103 Round / SC-4203 Hex



Ripping Chisel
SC-4104 Round / SC-4204 Hex



Tail Pipe Cutter
SC-4105 Round / SC-4205 Hex

CHISEL

For SN-31 / SC-32 SERIES



Blister+Card

QB-9773K19

3" Polishing Sponge Kit

MAX : 15,000 R.P.M

For QP-113 / QP-123 / QP-213 / QP-223



SHANK TYPE

QB-9773K19A : 6mm
QB-9773K19B : 1/4"

CONTENTS :

Shank x 1 PC (A or B)
3" Sanding Pad x 1PC
3" Sanding Sponge x 6PCS
3" Sanding Paper x 10PCS
3" Polishing Sponge x 2PCS

Blister+Card

QB-9752K07

2" Felt Pad Conditioning Disc Kit

MAX : 20,000 R.P.M

For QP-113 / QP-123 / QP-213 / QP-223



SHANK TYPE

QB-9752K07A : 6mm
QB-9752K07B : 1/4"

CONTENTS :

2" Felt Pad x 6PCS

Blister+Card

QB-9762K07

2" Surface Pad Conditioning Disc Kit

MAX : 20,000 R.P.M

For QP-113 / QP-123 / QP-213 / QP-223



SHANK TYPE

QB-9762K07A : 6mm
QB-9762K07B : 1/4"

CONTENTS :

Shank x 1 PC (A or B)
2" Stripping Disc x 2PCS

2" CONDITIONING DISC :

Red x 2PCS
Grey x 2PCS

Blister+Card

QB-9742K20

2" Surface Sanding Kit

MAX : 30,000 R.P.M

For QP-212 / QP-213 / QP-223 / QP-625



SHANK TYPE

QB-9742K20A : 6mm
QB-9742K12B : 1/4"

CONTENTS :

Shank x 1 PC (A or B)
2" Rollon Holder x 1PC
2" Pad Die x 15PCS
2" Sanding Disc x 3PCS

Blister+Card

QB-9742K12

2" Surface Sanding Kit

MAX : 30,000 R.P.M

For QP-212 / QP-213 / QP-223 / QP-625



CONTENTS :

Shank x 1 PC (A or B)
2" Rollon Holder x 1PC
2" Pad Die x 6PCS
2" Sanding Disc x 3PCS
2" Stripping Disc x 1PC

Blister+Card

QB-9743K12

3" Surface Sanding Kit

MAX : 20,000 R.P.M

For QP-212 / QP-213 / QP-223 / QP-625



SHANK TYPE

QB-9743K12A : 6mm
QB-9743K12B : 1/4"

CONTENTS :

Shank x 1 PC (A or B)
3" Rollon Holder x 1PC
3" Pad Die x 6PCS
3" Sanding Disc x 3PCS
3" Stripping Disc x 1PC

Blister+Card

QB-9303K04

3" Sander / Buffer Versatility Kit

Thread : 5/16" x 24

MAX : 15,000 R.P.M

For QP-113 / QP-123 / QP-213 / QP-223



Blister+Card

CONTENTS :

3" Sanding Pad x 1PC
3" Foam Yellow x 1PC
3" Foam White x 1PC
3" Wool Bonnet x 1PC

Max R.P.M : 15,000

Backing Face :
Velcro Available

QB-974K12

2" & 3" Surface Sanding Kit

2" Max : 30,000 R.P.M

3" Max : 20,000 E.P.M

For QP-212 / QP-213 / QP-223 / QP-625



Blister+Card

SHANK TYPE

QB-974K12A : 6mm

QB-974K12B : 1/4"

CONTENTS :

Shank x 2 PC (A or B)

2" Rollon Holder x 1PC

3" Rollon Holder x 1PC

2" Sanding Disc x 4PCS

3" Sanding Disc x 4PCS

QB-9743K20

3" Surface Sanding Kit

MAX : 20,000 R.P.M

For QP-212 / QP-213 / QP-223 / QP-625



Blister+Card

SHANK TYPE

QB-9743K20A : 6mm

QB-9743K20B : 1/4"

CONTENTS :

Shank x 1 PC (A or B)

3" Rollon Holder x 1PC

3" Pad Die x 15PCS




3" Sanding Disc x 3PCS

Sanding Paper Series

Velcro / Self-Adhesive

Six hole / Non-Vacuum

5 pcs or 10 pcs / 1 SET



Self-Adhesive

Velcro

| ITEM NO. | Size | PS. | Velcro / Self-AD | For M7 Item NO. | Holes | pcs / set | | | |
|-----------------|------|-----------|--|--|--|-----------|---|---|---|
| 0QB-9913S-08K10 | 3" | Grit:#80 | Self-Adhesive | QP-113 QP-123 | Non | 10 | | | |
| 0QB-9913S-15K10 | | Grit:#150 | | | | | | | |
| 0QB-9913S-18K10 | | Grit:#180 | | | | | | | |
| 0QB-9913S-32K10 | | Grit:#320 | | | | | | | |
| 0QB-9913S-40K10 | | Grit:#400 | | | | | | | |
| 0QB-9915S-08K5 | 5" | Grit:#80 | | QB-41 QB-42 QB-43 QB-45 QB-46 QB-47 QB-51 QB-52 QB-53 QB-54 QB-56 QB-57 QB-58 QB-59 | | 6 | 5 | | |
| 0QB-9915S-15K5 | | Grit:#150 | | | | | | | |
| 0QB-9915S-18K5 | | Grit:#180 | | | | | | | |
| 0QB-9915S-32K5 | | Grit:#320 | | | | | | | |
| 0QB-9915S-40K5 | | Grit:#400 | | | | | | | |
| 0QB-9916S-08K5 | 6" | Grit:#80 | | | QB-51 QB-52 QB-53 QB-54 QB-56 QB-57 QB-58 QB-59 | | | 6 | 5 |
| 0QB-9916S-15K5 | | Grit:#150 | | | | | | | |
| 0QB-9916S-18K5 | | Grit:#180 | | | | | | | |
| 0QB-9916S-32K5 | | Grit:#320 | | | | | | | |
| 0QB-9916S-40K5 | | Grit:#400 | | | | | | | |
| 0QB-9905S-08K5 | 5" | Grit:#80 | QB-51 QB-52 QB-53 QB-54 QB-56 QB-57 QB-58 QB-59 | 6 | | 5 | | | |
| 0QB-9905S-15K5 | | Grit:#150 | | | | | | | |
| 0QB-9905S-18K5 | | Grit:#180 | | | | | | | |
| 0QB-9905S-32K5 | | Grit:#320 | | | | | | | |
| 0QB-9905S-40K5 | | Grit:#400 | | | | | | | |
| 0QB-9906S-08K5 | 6" | Grit:#80 | | | QB-51 QB-52 QB-53 QB-54 QB-56 QB-57 QB-58 QB-59 | | 6 | 5 | |
| 0QB-9906S-15K5 | | Grit:#150 | | | | | | | |
| 0QB-9906S-18K5 | | Grit:#180 | | | | | | | |
| 0QB-9906S-32K5 | | Grit:#320 | | | | | | | |
| 0QB-9906S-40K5 | | Grit:#400 | | | | | | | |

| ITEM NO. | Size | PS. | Velcro / Self-AD | For M7 Item NO. | Holes | pcs / set | |
|-----------------|------|-----------|------------------|-----------------|-------|-----------|-------|
| 0QB-9913V-08K10 | 3" | Grit:#80 | Velcro | QP-113 | Non | 10 | |
| 0QB-9913V-15K10 | | Grit:#150 | | | | | |
| 0QB-9913V-18K10 | | Grit:#180 | | | | | |
| 0QB-9913V-32K10 | | Grit:#320 | | | | | |
| 0QB-9913V-40K10 | | Grit:#400 | | | | | |
| 0QB-9915V-08K5 | 5" | Grit:#80 | | QB-41 | | 5 | |
| 0QB-9915V-15K5 | | Grit:#150 | | | | | |
| 0QB-9915V-18K5 | | Grit:#180 | | | | | |
| 0QB-9915V-32K5 | | Grit:#320 | | | | | |
| 0QB-9915V-40K5 | | Grit:#400 | | | | | |
| 0QB-9916V-08K5 | 6" | Grit:#80 | | | | | QB-42 |
| 0QB-9916V-15K5 | | Grit:#150 | | | | | QB-43 |
| 0QB-9916V-18K5 | | Grit:#180 | | | | | QB-45 |
| 0QB-9916V-32K5 | | Grit:#320 | | | | | QB-46 |
| 0QB-9916V-40K5 | | Grit:#400 | | | | | QB-47 |
| 0QB-9905V-08K5 | 5" | Grit:#80 | QB-51 | 6 | 5 | | |
| 0QB-9905V-15K5 | | Grit:#150 | QB-52 | | | | |
| 0QB-9905V-18K5 | | Grit:#180 | QB-53 | | | | |
| 0QB-9905V-32K5 | | Grit:#320 | QB-54 | | | | |
| 0QB-9905V-40K5 | | Grit:#400 | QB-56 | | | | |
| 0QB-9906V-08K5 | 6" | Grit:#80 | QB-57 | | | | |
| 0QB-9906V-15K5 | | Grit:#150 | QB-58 | | | | |
| 0QB-9906V-18K5 | | Grit:#180 | QB-59 | | | | |
| 0QB-9906V-32K5 | | Grit:#320 | | | | | |
| 0QB-9906V-40K5 | | Grit:#400 | | | | | |

AIR ADAPTOR QUICK COUPLINGS

SY-2001M

Air Inlet 1/4"
360° Rotatable Adaptor




SY-2002M

Air Inlet 1/4"
Air Regulator & 360°
Rotatable Adaptor











SY-2011M





Air Inlet 1/4"
360° Rotatable Adaptor



Blister+Card

SY-M SY-F Air Adaptor / Quick Couplings


| Item No. | Thread Type | Thread Size | Type | Picture |
|--------------------|----------------|--------------------|--------|--|
| SY-211M SY-211F | Male Female | 1/4" PT | Europe |   |
| SY-221M SY-321M | Male | 1/4" PT 3/8" PT | Japan |   |
| SY-221F SY-321F | Female | 1/4" PT 3/8" PT | | |
| SY-231M SY-231F | Male Female | 1/4" NPT | U.S.A |   |
| SY-251M SY-351M | Male | 1/4" PT 3/8" PT | France |   |
| SY-251F SY-351F | Female | 1/4" PT 3/8" PT | | |


| Item No. | Thread Type | Thread Size | Type | Picture |
|--------------------|----------------|--------------------|-----------------|---|
| SY-210M SY-210F | Male Female | 1/4" PT | Europe U.S.A |  Female  Male |
| SY-220M SY-320M | Male | 1/4" PT 3/8" PT | Japan |  Female  Male |
| SY-220F SY-320F | Female | 1/4" PT 3/8" PT | | |




Blister+Card

Composite Quick Coupling

| Item No. | Thread Type | Thread Size | Type | Picture |
|----------|-------------|-------------|-----------------|--|
| SY-0213M | Male | 1/4" PT | Europe |  |
| SY-0313M | | 3/8" PT | | |
| SY-0413M | | 1/2" PT | | |
| SY-0223M | Male | 1/4" PT | Japan | |
| SY-0323M | | 3/8" PT | | |
| SY-0423M | | 1/2" PT | | |
| SY-0233M | Male | 1/4" PT | U.S.A France | |
| SY-0333M | | 3/8" PT | | |
| SY-0433M | | 1/2" PT | | |

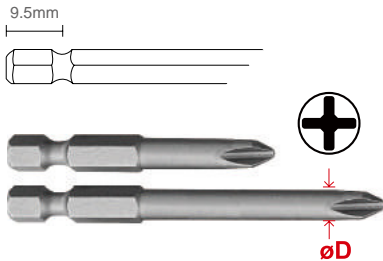
| Item No. | Thread Type | Thread Size | Type | Picture |
|----------|-------------|-------------|-----------------|---|
| SY-1213F | Female | 1/4" PT | Europe |  |
| SY-1313F | | 3/8" PT | | |
| SY-1413F | | 1/2" PT | | |
| SY-1223F | Female | 1/4" PT | Japan | |
| SY-1323F | | 3/8" PT | | |
| SY-1423F | | 1/2" PT | | |
| SY-1233F | Female | 1/4" PT | U.S.A France | |
| SY-1333F | | 3/8" PT | | |
| SY-1433F | | 1/2" PT | | |

| Item No. | Thread Type | Thread Size | Type | Picture | | |
|----------|-------------|-------------|-----------------|--|--|--|
| SY-2213P | ---- | 5x8 PU | Europe |  | | |
| SY-2313P | | 6.5x10 PU | | | | |
| SY-2413P | | 8x12 PU | | | | |
| SY-2223P | ---- | 5x8 PU | Japan | | | |
| SY-2323P | | 6.5x10 PU | | | | |
| SY-2423P | | 8x12 PU | | | | |
| SY-2233P | ---- | 5x8 PU | U.S.A France | | | |
| SY-2333P | | 6.5x10 PU | | | | |
| SY-2433P | | 8x12 PU | | | | |

| Item No. | Thread Type | Thread Size | Type | Picture |
|--|-------------|---|-----------------|--|
| SY-3113H SY-3213H SY-3313H SY-3413H | ----- | 10SH 1/4" 20SH 5/16" 30SH 3/8" 40SH 1/2" | Europe |  |
| SY-3123H SY-3223H SY-3323H SY-3423H | ----- | 10SH 1/4" 20SH 5/16" 30SH 3/8" 40SH 1/2" | Japan | |
| SY-3133H SY-3233H SY-3333H SY-3433H | ----- | 10SH 1/4" 20SH 5/16" 30SH 3/8" 40SH 1/2" | U.S.A France | |

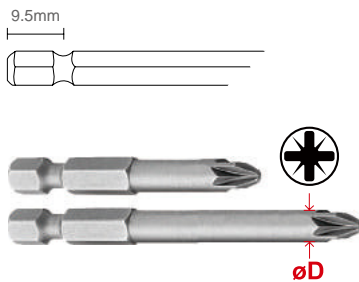
POWER BIT

1/4" POWER BIT (PHILLIPS HEAD)




| "OVERALL LENGTH(mm)" | SIZE | ITEM NO. | ØD(mm) |
|----------------------|------|------------|--------|
| 25 | 2 | MD50125P2A | 6 |
| | 2 | MD50125P2R | 6 |
| 50 | 0 | MD10150P0A | 3 |
| | 1 | MD10150P1A | 4.5 |
| | 2 | MD10150P2A | 6 |
| | 3 | MD10150P3A | 6 |
| 70 | 1 | MD10170P1A | 4.5 |
| | 2 | MD10170P2A | 6 |
| | 3 | MD10170P3A | 6 |

1/4" POWER BIT (POZIDRIV HEAD)



| "OVERALL LENGTH(mm)" | SIZE | ITEM NO. | ØD(mm) |
|----------------------|------|------------|--------|
| 25 | 2 | MD50125Z2A | 6 |
| 50 | 0 | MD10150Z0A | 3 |
| | 1 | MD10150Z1A | 4.5 |
| | 2 | MD10150Z2A | 6 |
| | 3 | MD10150Z3A | 6 |
| 70 | 1 | MD10170Z1A | 4.5 |
| | 2 | MD10170Z2A | 6 |
| | 3 | MD10170Z3A | 6 |

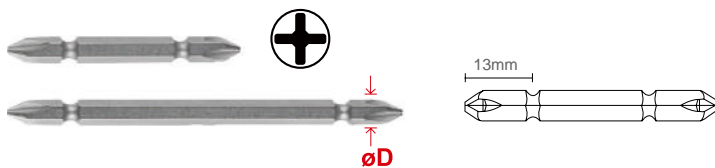
1/4" POWER BIT (STAR TAMPER HEAD)



| "OVERALL LENGTH(mm)" | SIZE | ITEM NO. | ØD(mm) |
|----------------------|------|--------------|--------|
| 90 | 10 | MD10190TT10A | 4 |
| | 15 | MD10190TT15A | 4 |
| | 20 | MD10190TT20A | 4.8 |
| | 25 | MD10190TT25A | 4.8 |
| | 30 | MD10190TT30A | 6 |


| "OVERALL LENGTH(mm)" | SIZE | ITEM NO. | ØD(mm) |
|----------------------|------|--------------|--------|
| 50 | 6 | MD10150TT06A | 3.2 |
| | 7 | MD10150TT07A | 3.2 |
| | 8 | MD10150TT08A | 3.2 |
| | 9 | MD10150TT09A | 3.2 |
| | 10 | MD10150TT10A | 4 |
| | 15 | MD10150TT15A | 4 |
| | 20 | MD10150TT20A | 4.8 |
| | 25 | MD10150TT25A | 4.8 |
| | 27 | MD10150TT27A | 6 |
| | 30 | MD10150TT30A | 6 |
| 70 | 40 | MD10150TT40A | 6.3 |
| | 6 | MD10170TT06A | 3.2 |
| | 7 | MD10170TT07A | 3.2 |
| | 8 | MD10170TT08A | 3.2 |
| | 9 | MD10170TT09A | 3.2 |
| | 10 | MD10170TT10A | 4 |
| | 15 | MD10170TT15A | 4 |
| | 20 | MD10170TT20A | 4.8 |
| | 25 | MD10170TT25A | 4.8 |
| | 27 | MD10170TT27A | 6 |
| | 30 | MD10170TT30A | 6 |
| | 40 | MD10170TT40F | 6.3 |
| | 45 | MD10170TT45E | 8 |
| | 50 | MD05170TT50E | 9.1 |

1/4" POWER BIT (DOUBLE PHILLIPS HEAD)



| "OVERALL LENGTH(mm)" | SIZE | ITEM NO. |
|----------------------|------|---------------|
| 65 | 1 | MD10165P1P1A |
| | 2 | MD10165P2P2A |
| | 3 | MD10165P3P3A |
| 110 | 1 | MD101110P1P1A |
| | 2 | MD101110P2P2A |
| | 3 | MD101110P3P3A |


1/4" POWER BIT (HEX HEAD)



| "OVERALL LENGTH(mm)" | A(mm) | ITEM NO. |
|----------------------|-------|---------------|
| 150 | 2.5 | MD101150H025A |
| | 3 | MD101150H030A |
| | 4 | MD101150H040A |
| | 5 | MD101150H050A |
| | 6 | MD101150H060A |

| "OVERALL LENGTH(mm)" | A(mm) | ITEM NO. |
|----------------------|-------|--------------|
| 50 | 1.5 | MD10150H015A |
| | 2 | MD10150H020A |
| | 2.5 | MD10150H025A |
| | 3 | MD10150H030A |
| | 4 | MD10150H040A |
| | 5 | MD10150H050A |
| | 6 | MD10150H060F |
| | 7 | MD10150H070E |
| | 8 | MD10150H080E |
| | 10 | MD10150H100E |
| 70 | 1.5 | MD10170H015A |
| | 2 | MD10170H020A |
| | 2.5 | MD10170H025A |
| | 3 | MD10170H030A |
| | 4 | MD10170H040A |
| | 5 | MD10170H050A |
| | 6 | MD10170H060F |
| | 7 | MD10170H070E |
| | 8 | MD10170H080E |
| | 10 | MD05170H100E |

1/4" POWER BIT (STAR HEAD)



| "OVERALL LENGTH(mm)" | SIZE | ITEM NO. | øD(mm) |
|----------------------|------|-------------|--------|
| 25 | 20 | MD10125T20A | 4.8 |

| "OVERALL LENGTH(mm)" | SIZE | ITEM NO. | øD(mm) |
|----------------------|------|-------------|--------|
| 50 | 6 | MD10150T06A | 3.2 |
| | 7 | MD10150T07A | 3.2 |
| | 8 | MD10150T08A | 3.2 |
| | 9 | MD10150T09A | 3.2 |
| | 10 | MD10150T10A | 4 |
| | 15 | MD10150T15A | 4 |
| | 20 | MD10150T20A | 4.8 |
| | 25 | MD10150T25A | 4.8 |
| | 27 | MD10150T27A | 6 |
| | 30 | MD10150T30A | 6 |
| | 40 | MD10150T40F | 7 |
| | 45 | MD10150T45E | 8 |
| | 50 | MD05150T50E | 9.1 |
| 70 | 6 | MD10170T06A | 3.2 |
| | 7 | MD10170T07A | 3.2 |
| | 8 | MD10170T08A | 3.2 |
| | 9 | MD10170T09A | 3.2 |
| | 10 | MD10170T10A | 4 |
| | 15 | MD10170T15A | 4 |
| | 20 | MD10170T20A | 4.8 |
| | 25 | MD10170T25A | 4.8 |
| | 27 | MD10170T27A | 6 |
| | 30 | MD10170T30A | 6 |
| | 40 | MD10170T40F | 7 |
| | 45 | MD10170T45E | 8 |
| | 50 | MD10170T50E | 9.1 |
| | 45 | MD08170T45E | 8 |
| | 50 | MD05170T50E | 9.1 |

MERCHANDISE

ZC-201R

T-shirt



ZC-201B

T-shirt



ZC-501

T-shirt



| SIZE | S | M | L | XL | 2XL |
|------|-----|-----|----|----|-----|
| | 3XL | 4XL | 3L | 4L | 5L |

ZB-9156

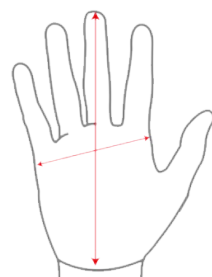
LED Pen light



LED x 4pcs
No. 4 battery x 3pcs included

ZB-812

Anti-vibration Glove



Palm length :

Distance between middle finger to bottom of the palm

Palm width :

Distance between left side and right side of the palm

CE EN388 2121X

| Item Description | length(cm) | wide(cm) |
|------------------|------------|----------|
| M | 21.3 | 10.5 |
| L | 22 | 11 |
| XL | 22.7 | 11.5 |
| XXL | 23.4 | 12 |

ZB-814

Half Finger Blade Cut Resistance Glove



ZC-202-1

Baseball Cap



ZC-203

Sports Cap



ZB-306

Pen(Stylus)

● Pen with touch function



ZB-307

Pen



ZB-604

USB drive

● 8GB USB Flash Drive



ZC-111

TOOL Bag
37*24*23cm



ZC-112

TOOL Bag
(rubber base)
40*22*30cm



ZH-104

Mini usb LED Flashlight



ZF-01

WING PROTECTOR COVER



ZC-301

Stickers



100x112mm

ZC-107

Bag



ZF-02

WING PROTECTOR COVER



ZC-302

Stickers



200x110mm

ZM-101

27" Automatic umbrella



ZG-101

Watch



ZC-303

Stickers



199x106mm

ZB-211

Mug



ZE-03

Kneeling Pad



ZC-304

Stickers



288x156mm

CORDLESS TOOLS

NEW PRODUCT

BRUSHLESS DD-101 CORDLESS DRILL



● Note : This tool is attached an auxiliary handle

BRUSHLESS DD-101A [KIT] CORDLESS DRILL



CONTENTS

- 2pcs 18V 5.0 Ah Lithium-ion
- 1pc Lithium-ion Battery Charger
- 1pc Auxiliary Handle

BRUSHLESS DH-101 CORDLESS IMPACT DRILL











BRUSHLESS DH-101A [KIT] CORDLESS IMPACT DRILL



CONTENTS

- 2pcs 18V 5.0 Ah Lithium-ion
- 1pc Lithium-ion Battery Charger

| | Chuck Size | Max Torque | Free Speed | Impact Rate | Net Weight | | Set Weight | | Torque Setting | Max Drill Capacity | |
|--------|--|--|---|---|--|--|--|---|-------------------|-----------------------|-------|
| | mm | N.m | R.P.M | I.P.M | LBS | kg | LBS | kg | | Wood | Steel |
| DD-101 |  13 |  90 |  Low 0-500 / High 0-2000 |  ipm |  3.02 |  1.37 |  12.8 |  5.8 | 23+1 | 50 | 13 |
| DH-101 | 13 | 90 | Low 0-500 / High 0-2000 | 0-8000 / 0-32000 | 3.19 | 1.45 | 13.0 | 5.9 | 23+1+1 | 60 | 13 |

NEW PRODUCT

BRUSHLESS DG-501 CORDLESS ANGLE GRINDER



● Note : The grinding wheel is not supplied along with the tool

| | Stroke Size | Pad Dia | Free Speed | Overall Length | Net Weight | | Set Weight | |
|--------|-------------|-----------|------------|----------------|------------|-----|------------|-----|
| | | Inch (mm) | R.P.M | Inch (mm) | LBS | kg | LBS | kg |
| | | | | | | | | |
| DG-501 | M14*P2.0 | 5"(125) | 8000 | 11-7/32"(285) | 4.8 | 2.2 | 13.6 | 6.2 |

BRUSHLESS DG-501A [KIT] CORDLESS ANGLE GRINDER



CONTENTS

- 2pcs 18V 5.0 Ah Lithium-ion
- 1pc Lithium-ion Battery Charger
- Note : The grinding wheel is not supplied along with the tool

DOS-501 Cordless Random Orbital Sander



DOS-501A [KIT] Cordless Random Orbital Sander



CONTENTS

- 2pcs 18V 5.0 Ah Lithium-ion
- 1pc Lithium-ion Battery Charger
- Packaging: Color Box

| | Pad Dia | Orbit | Free Speed | Overall Length | Net Weight | | Set Weight | |
|---------|-----------|-------|------------|----------------|------------|------|------------|-----|
| | Inch (mm) | | R.P.M | Inch (mm) | LBS | kg | LBS | kg |
| | | | | | | | | |
| DOS-501 | 5"(125) | 3.0 | 7000-11000 | 11-13/16"(300) | 2.7 | 1.23 | 8.8 | 4.0 |

BRUSHLESS DCS-101 Cordless Circular Saw



BRUSHLESS DCS-101A [KIT] Cordless Circular Saw



CONTENTS

- 2pcs 18V 5.0 Ah Lithium-ion
- 1pc Lithium-ion Battery Charger
- Packaging: Color Box

| | Blade Arbor Size | Blade Dia | No Load Speed | Cutting Capacity | Cutting Capacity | Bevel Capacity | Overall Length | Net Weight | | Set Weight | |
|---------|------------------|-------------|---------------|------------------|------------------|----------------|----------------|------------|------|------------|------|
| | Inch (mm) | Inch (mm) | R.P.M | Inch (mm) | Inch (mm) | Degree | Inch (mm) | LBS | kg | LBS | kg |
| | | | | | | | | | | | |
| DCS-101 | 16 | 7-1/4"(185) | 4500 | 2-3/8" (60.5) | 1-3/4" (46) | 0-56° | 13-3/8"(340) | 7.51 | 3.41 | 12.3 | 5.61 |

CORDLESS TOOLS

DB-1850P 18V 5.0Ah Li-ion Battery
DB-1825 18V 5.0Ah Li-ion Battery



DB-1850P



DB-1825

DC-18A
 Cordless 18V Battery Charger
 18V Li-ion Battery Charger
 (For DB-1825/DB-1850/DB-1850P)



DFL-101
 CORDLESS LED FLOOD LIGHT

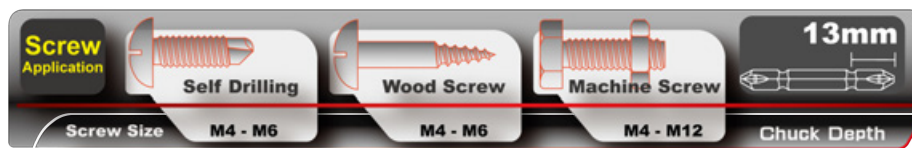


Key Spec:
 + Bulb Type : LED
 + Lumens :
 180° 450 LM
 360° - Low 550 LM
 360° - High 850 LM
 + Runtime :
 180° 18 Hrs
 360° - Low 20 Hrs
 360° - High 10 Hrs

DS-10202A [KIT]

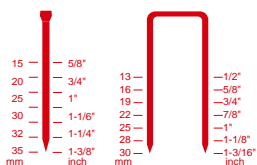
CORDLESS IMPACT DRIVER

- + Max. torque 100 NM
- + Quick charge-up in 30 minutes
- + Battery x 2pcs included for a longer period of usage
- + LED lamp to light up the working area
- + Battery applicable to all m7 12V cordless models.

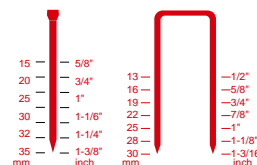


| | Chuck size | Max. drill capacity | Bolt capacity | Battery | Max. torque | No load speed | Impact rate | Net Weight | | Set Weight | |
|-----------------|-------------|---------------------|---------------|-----------|-------------|---------------|-------------|------------|-----|------------|------|
| | inch / mm | mm(steel / wood) | --- | Li-ion Ah | Nm | rpm | bpm | LBS | kg | LBS | kg |
| DS-10202 | 1/4" / 6.35 | --- | M4 ~ M12 | 2.0 | 100 | 0~2200 | 0~3000 | 2.2 | 1.0 | 4.0 | 1.82 |

DJ-1835
 CORDLESS NAILER GUN



AJ-1835
 ELECTRIC NAILER GUN



| | Nail Type | Crown | Shank Thickness / width | Length | Gauge | Dimensions | Load Capacity | Weight |
|----------------|-----------|-------|----------------------------|--------|-------|----------------|---------------|--------|
| | | mm | mm | mm | | (mm)(HxWxL) | (pcs) | (kg) |
| AJ-1835 | Brad | --- | 1.0/1.25 | 15~35 | 18 | 231 x 68 x 272 | 100 | 1.9 |
| | Staple | 5.8 | 1.0/1.25 | 13~30 | 18 | | | |
| DJ-1835 | Brad | --- | 1.0/1.25 | 15~35 | 18 | 265 x 82 x 245 | 100 | 3.3 |
| | Staple | 5.8 | 1.0/1.25 | 13~30 | 18 | | | |

BRUSHLESS
DW-601
CORDLESS IMPACT WRENCH
1900 Nm



BRUSHLESS
DW-601A [KIT]
CORDLESS IMPACT WRENCH



contents:
+ Accessory : 2pcs 5.0Ah Li-ion battery+ 1pc charger

BRUSHLESS
DW-401
CORDLESS IMPACT WRENCH



BRUSHLESS
DW-401A [KIT]
CORDLESS IMPACT WRENCH



contents:
+ Accessory : 2pcs 5.0Ah Li-ion battery+ 1pc charger

BRUSHLESS
DW-402
CORDLESS IMPACT WRENCH



BRUSHLESS
DW-402A [KIT]
CORDLESS IMPACT WRENCH



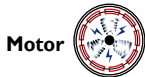
contents:
+ Accessory : 2pcs 5.0Ah Li-ion battery+ 1pc charger
+ Packaging: BMC

| | Square Drive | Bolt Capacity | Max Torque | | No Load Speed | Impact Rate | Net Weight | | Set Weight | |
|--------|--------------|---------------|------------|------|--------------------------|--------------------------|------------|------|------------|------|
| | Inch(mm) | | FT-LB | Nm | R.P.M | I.P.M | LBS | kg | LBS | kg |
| | | | | | | | | | | |
| | | | | | ipm | | | | | |
| DW-601 | 3/4"(19) | M10-M27 | 1400 | 1900 | 0-900 / 0-1000 / 0-1800 | 0-1800 / 0-2000 / 0-2200 | 7.4 | 3.37 | 16.7 | 7.6 |
| DW-401 | 1/2"(12.7) | M16 | 600 | 813 | 0-1100 / 0-1600 / 0-2200 | 0-1500 / 0-2500 / 0-3000 | 3.3 | 1.48 | 12.5 | 5.67 |
| DW-402 | 1/2"(12.7) | M10-M24 | 1250 | 1700 | 0-900 / 0-1000 / 0-1700 | 0-1800 / 0-2000 / 0-2200 | 7.27 | 3.33 | 16.7 | 7.6 |

CORDLESS TOOLS

BRUSHLESS DRS-101

CORDLESS RECIPROCATING SAW



BRUSHLESS DRS-102

CORDLESS RECIPROCATING SAW



BRUSHLESS

DRS-101A [KIT]

CORDLESS RECIPROCATING SAW



BRUSHLESS

DRS-102A [KIT]

CORDLESS RECIPROCATING SAW



Contents:

+ Accessories : 5.0Ah battery x 2pcs; charger x 1pc
+ Packaging: Color Box

Contents:

+ Accessories : 5.0Ah battery x 2pcs; charger x 1pc

| | Stroke Length | Stroke Per min. | Overall Length | Net Weight | | Set Weight | | Cut Capacity | |
|---------|---------------|-----------------|----------------|------------|------|------------|------|--------------|-------|
| | mm | S.P.M | Inch (mm) | LBS | kg | LBS | kg | Wood | Steel |
| DRS-101 | 29 | 3100 | 16-1/7 (410) | 5.95 | 2.7 | 11.8 | 5.37 | 200 | 20 |
| DRS-102 | 25 | 3100 | 13-3/13 (410) | 3.92 | 1.78 | 13.1 | 5.93 | 160 | 16 |

DG-585

CORDLESS ANGLE GRINDER



DG-585502A [KIT]

CORDLESS ANGLE GRINDER

Accessories:

5.0Ah battery x 2pcs
Charger x 1pc
Guard spanner x 1pc
Aux handle x 1pc
Packaging: color boxcharger x 1pc



● Note : The grinding wheel is not supplied along with the tool

● Note : The grinding wheel is not supplied along with the tool

| | Stroke Size | Pad Dia | Free Speed | Overall Length | Net Weight | | Set Weight | |
|--------|-------------|-----------|------------|----------------|------------|-----|------------|-----|
| | | Inch (mm) | R.P.M | Inch (mm) | LBS | kg | LBS | kg |
| DG-585 | M14*P2.0 | 5"(125) | 8000 | 11-7/32"(285) | 4.8 | 2.2 | 12.3 | 5.6 |

DJS-101

CORDLESS JIG SAW



U-SHANK
JIGSAW
Blade



T-SHANK
JIGSAW
Blade



SUITABLE FOR
BOTH T & U SHANK

DJS-101A [KIT]

CORDLESS JIG SAW



Contents:

+ Accessories: 5.0Ah battery x 2pcs; charger x 1pc
+ Packaging: Color Box

| | Stroke Length | Stroke Per min. | Overall Length | Net Weight | | Set Weight | | Cut Capacity | | |
|---------|---------------|-----------------|----------------|------------|-----|------------|-----|--------------|------------|-----------|
| | mm | S.P.M | Inch (mm) | LBS | kg | LBS | kg | Wood | Aluminium | Steel |
| DJS-101 | 25.4 | 2200 | 16-1/7 (410) | 5.9 | 2.7 | 9.7 | 4.4 | 2-1/2"(63) | 3/8"(9.53) | 1/4"(6.0) |

DW-1840

CORDLESS IMPACT WRENCH



DW-18502A [KIT]

CORDLESS IMPACT WRENCH



CONTENTS

- 2pcs 18V 5.0 Ah Lithium-ion
- 1pc Lithium-ion Battery Charger

| | Square Drive | Max. drill capacity | Bolt capacity | Battery | Max. torque | No load speed | Impact rate | Weight | | Set Weight | |
|---------|--------------|---------------------|---------------|-----------|-------------|---------------|-------------|--------|-----|------------|-----|
| | inch / mm | mm(steel / wood) | --- | Li-ion Ah | Nm | rpm | bpm | LBS | kg | LBS | kg |
| DW-1840 | 1/2" / 12.7 | --- | M6 ~ M24 | 5.0 | 1220 | 0~1900 | 0~2200 | 7.0 | 3.2 | 14.3 | 6.5 |

BRUSHLESS

DS-201

CORDLESS IMPACT DRIVER



3 AUTO STOP MODE



BRUSHLESS

DS-201A [KIT]

CORDLESS IMPACT DRIVER



CONTENTS

- 2pcs 18V 5.0 Ah Lithium-ion
- 1pc Lithium-ion Battery Charger



| | Chuck Size | Bolt Capacity | Max Torque | No Load Speed | Impact Rate | Net Weight | | Set Weight | |
|--------|------------|---------------|------------|--------------------------|--------------------------|------------|------|------------|------|
| | mm | M | FT-LB(Nm) | R.P.M | I.P.M | LBS | kg | LBS | kg |
| DS-201 | 1/4"(6.35) | M12 | 150(203) | 0-1100 / 0-1900 / 0-2800 | 0-1200 / 0-2350 / 0-3300 | 2.8 | 1.28 | 12.2 | 5.53 |



CORDLESS TOOLS

CORDLESS TOOLS



2023



**AUTHENTIC
POWER**

CORDLESS TOOLS