



# EZ GREASE ANVIL series

**NC-4650H**

1/2" Air impact wrench

650 FT-LB

900 Nm



**NC-4233QH**

1/2" Air impact wrench

850 FT-LB

1152 Nm



**NC-4255QH**

1/2" Air impact wrench

1200 FT-LB

1627 Nm


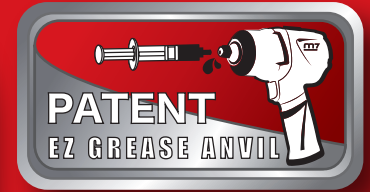


Grease Injection illustration


# How to operate for air impact wrench

! This products is the consumables of pneumatic tools, please do not use it for other purposes.

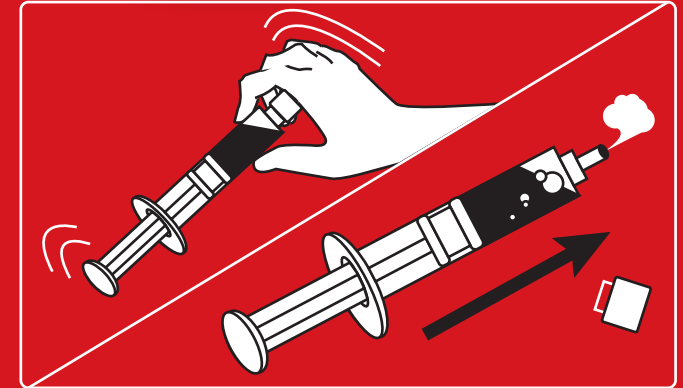
! It may cause a few grease spilling or splashing after greased, it is a normal, please wipe off.



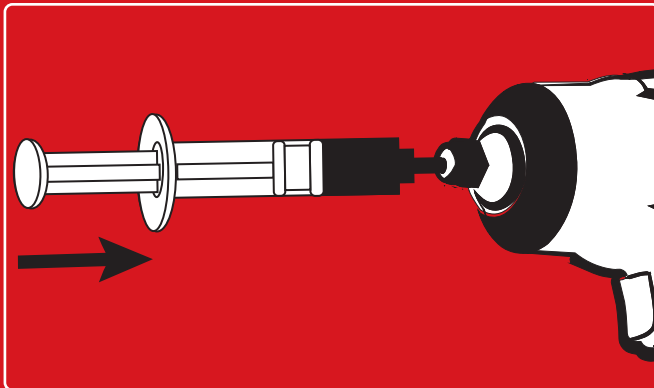
**A.** Take off the tube cap, using a knife to cut the front end of tube.



**B.** Squeeze the grease into syringe to the quantity mark ① is for NC-4650(3g). ② is for NC-4233 & NC-4255(5g), then set the plunger. (Please do not open the syringe cover at this moment.)



**C.** Holding the front end of syringe, shake the syringe until the grease is in front end of syringe, open the cover, push the plunger for expanding the air in the tube.



**D.** Inject the grease into the anvil grease hole, to complete.

